





CONTENTS

Outdoor waterproof products / 防水文旅系列	01 - 08
Beam moving head light / 光束灯系列	09 - 18
LED Retro light / LED 复古灯	19 - 23
LED big bee eye moving head light / LED 染色摇头灯	24 - 27
LED moving head spot light / LED 图案灯摇头灯	28 - 33
LED moving head wash light / LED 染色摇头灯	34 - 38
LED matrix light / LED 矩阵灯	39 - 50
LED strobe light / LED 频闪灯	51 - 52
LED Triangle Light / LED 三角灯	53
New 5X60W LED Retro Light / 新款 5颗60W LED拼接款复古灯	54
LED fan light / LED 风扇灯	55
LED Lifting Football light / LED升降足球灯	56
LED Blinder light / LED 观众灯	57
LED PAR / LED 帕灯	58-60
Animation Laser Light / 动画激光灯	61 - 64
Moving head laser light / 摇头激光灯	65 - 67
Stage light controller / 控台系列	68 - 78
Smoke machine / 烟机	79 - 80
Cold spark Electronic spray machine / 电子喷花机	81
Power supply box / 电源直通箱	82
Truss / 桁架	83 - 84
Truss project case / 桁架工程案例	85 - 86

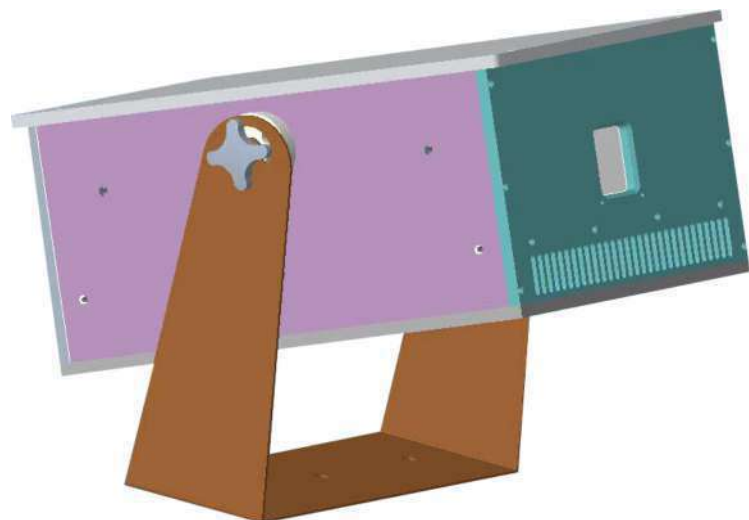


100W Waterproof Full Color Animation Laser Light

100W 防水全彩动画激光灯

WL-RGB100W

- Voltage: AC90V-240V
 - Frequency: 50Hz/60Hz
 - Power: 1000W
 - Laser power/wavelength: 100W RGB semiconductor synthetic laser
 - R: 30W/638nm
 - G: 30W/520nm
 - B: 40W/445nm
 - Scanning system: 15K galvanometer.
 - Scanning angle: $\pm 20^\circ$
 - Modulation: TTL or analog
 - Channel mode: 12CH/21CH
 - Operation Mode: DMX512/ILDA/Auto/Voice Control
 - Display: LCD
- 电压: AC90V-240V
 - 频率: 50Hz/60Hz
 - 功率: 1000W
 - 激光功率/波长: 100W RGB 半导体合成激光器
 - R: 30W/638nm
 - G: 30W/520nm
 - B: 40W/445nm
 - 扫描系统: 15K 振镜.
 - 扫描角度: $\pm 20^\circ$
 - 调制: TTL 或模拟
 - 通道模式: 12CH/21CH
 - 操作模式: DMX512/ILDA/自动/声控
 - 显示: LCD



40W-60W Waterproof Full Color Animation Laser Light

40W-60W 防水全彩动画激光灯

WL-RGB60W / WL-RGB50W / WL-RGB40W

- Voltage: AC90V-240V
- 电压: AC90V-240V
- Frequency: 50Hz/60Hz
- 频率: 50Hz/60Hz
- Power: 600W
- 功率: 600W
- Laser power/wavelength: 60W RGB semiconductor
- 激光功率/波长: 60W RGB 半导体合成激光器 synthetic laser
- R: 16W/638nm
- G: 20W/520nm
- B: 24W/445nm
- Scanning system: 30K galvanometer.
- 扫描系统: 30K 振镜.
- Scanning angle: $\pm 20^\circ$
- 扫描角度: $\pm 20^\circ$
- Modulation: TTL or analog
- 调制: TTL 或模拟
- Channel mode: 12CH/21CH
- 通道模式: 12CH/21CH
- Operation Mode: DMX512/ILDA/Auto/Voice Control
- 操作模式: DMX512/ILDA/自动/声控
- Display: LCD
- 显示: LCD

20W-30W Waterproof Full Color Animation Laser Light

20W-30W 防水全彩动画激光灯

WL-RGB30W / WL-RGB20W

- Voltage: AC90V-240V
- 电压: AC90V-240V
- Frequency: 50Hz/60Hz
- 频率: 50Hz/60Hz
- Power: 300W
- 功率: 300W
- Laser power/wavelength: 30W RGB semiconductor
- synthetic laser
- 激光功率/波长: 30W RGB 半导体合成激光器
- R: 8W/638nm
- G: 10W/520nm
- B: 12W/445nm
- Scanning system: 40K galvanometer.
- 扫描系统: 40K 振镜.
- Scanning angle: $\pm 20^\circ$
- 扫描角度: $\pm 20^\circ$
- Modulation: TTL or analog
- 调制: TTL 或模拟
- Channel mode: 12CH/21CH
- 通道模式: 12CH/21CH
- Operation Mode: DMX512/ILDA/Auto/Voice Control
- 操作模式: DMX512/ILDA/自动/声控
- Display: LCD
- 显示: LCD



10W-15W Waterproof Full Color Animation Laser Light

10W-15W 防水全彩动画激光灯

WL-RGB15W / WL-RGB10W

- Voltage: AC90V-240V
- 电压: AC90V-240V
- Frequency: 50Hz/60Hz
- 频率: 50Hz/60Hz
- Power: 150W
- 功率: 150W
- Laser power/wavelength: 10W RGB semiconductor
- synthetic laser
- 激光功率/波长: 10W RGB 半导体合成激光器
- Red: 3W/638nm
- Green: 3W/520nm
- Blue: 4W/445nm
- Scanning system: 30K galvanometer.
- 扫描系统: 30K 振镜.
- Scanning angle: $\pm 20^\circ$
- 扫描角度: $\pm 20^\circ$
- Modulation: TTL or analog
- 调制: TTL 或模拟
- Channel mode: 12CH/21CH
- 通道模式: 12CH/21CH
- Operation Mode: DMX512/ILDA/Auto/Voice Control
- 操作模式: DMX512/ILDA/自动/声控
- Display: LCD
- 显示: LCD





Waterproof 380W Beam Moving Head Light 防水380W光束灯

WL-L380BM

- Voltage: AC90V-240V
- Frequency: 50Hz/60Hz
- Power: 480W
- Light source: 380W
- Dimming: 0-100% dimming
- Focus: electronic focus
- Strobe: Double-chip strobe
- Optics: High-precision combined optical lens
- Gobo: 1 fixed gobo wheel, 13 gobos + white light, bidirectional variable speed rotation
- Color: 1 fixed color wheel, 13 colors + white light, rainbow effect speed adjustable, half step color effect
- Effect Palette: One color mixing lens, one fogging lens
- Prism disk: any two prism effects can be superimposed and combined with prism dynamic effects, and the effect can be switched by forward and reverse rotation
- Horizontal scan: 540°
- Vertical scan: 270°
- Channel mode: 16CH
- DMX connector: 3Pin XLR
- Operation mode: DMX512/automatic/voice control
- Display mode: LCD

- 电压: AC90V-240V
- 频率: 50Hz/60Hz
- 功率: 480W
- 光源: 380W
- 调光: 0-100%调光
- 调焦: 电子调焦
- 频闪: 双片式频闪
- 光学: 高精度组合光学镜头
- 图案: 1个固定图案盘, 13个图案+白光, 可双向变速旋转
- 颜色: 1个固定颜色盘, 13个颜色+白光, 彩虹效果速度可调, 半步颜色效果
- 效果盘: 一个混色镜片, 一个雾化镜片
- 棱镜盘: 任意二种棱镜效果且可叠合组合棱镜动态效果, 可正反向旋转切换效果
- 水平扫描: 540°
- 垂直扫描: 270°
- 通道模式: 16CH
- DMX接头: 3Pin XLR
- 操作模式: DMX512/自动/声控
- 显示方式: LCD



MINI 350W 380W waterproof moving head light 迷你350W 380W防水光束灯

WL-MN350BW WL-MN380BW

- Voltage: AC90-240V, 50-60HZ
- Light source system: 350W 17R, 380W 19R bulbs
- Color palette: 13+1, rainbow effect
- Pattern disk: 17 fixed patterns+1 white light
- Focusing system: electric focusing
- Linear dimming curve: 0% -100% linear dimming
- Prism system: 8 prisms, rotatable, macro function
- Display screen: LCD display screen

- 电压：AC90-240V, 50-60HZ
- 光源系统：350W 17R, 380W 19R灯泡
- 颜色盘：13+1, 彩虹效果
- 图案盘：17 固定图案+1 白光
- 调焦系统：电动调焦
- 线性的调光曲线：0%-100%线性调光
- 棱镜系统：8 棱镜, 可旋转, 宏功能
- 显示屏：LCD 显示屏



120/72x10W LED City Light
120颗10W LED投光灯

WL-L120C / WL-L72C

- Voltage: AC90V-240V
- Frequency: 50Hz/60Hz
- Power: 1200W
- Light source: 120*10W (4IN1-R G B W)
- Control mode: DMX512/automatic/voice control
- Channel Mode: 8CH
- Display: LED
- 电压: AC90V-240V
- 频率: 50Hz/60Hz
- 功率: 1200W
- 光源: 120*10W (4IN1-R G B W)
- 控制模式: DMX512/自动/声控
- 通道模式: 8CH
- 显示屏: LED



44X10W 4in1 led flood light
44颗LED投光灯

WL-L4410

- Voltage: AC100-240V, 50/60Hz
- Power: 480W
- Light Source: 44X10W RGBW 4in1 LED
- IP Rating: Ip65
- Lifespan: around 50,000-100,000 hours
- Control: DMX 512, 4/8CH
- Control Mode: DMX, Auto, Master/Slave mode
- Dimmer: 0-100%
- Strobe: 0-20Hz
- Beam angle: 25°
- N.W: 12.5KG
- 电压: AC100-240V, 50/60Hz
- 功率: 480W
- 光源: 44X10W RGBW 4in1 LED
- 防护等级: IP65
- 使用寿命: 约50,000-100,000小时
- 控制: DMX 512, 4/8CH
- 控制模式: DMX、自动、主/从模式
- 调光器: 0-100%
- 频闪: 0-20Hz
- 光束角: 25°
- 净重: 12.5KG



24x10W LED 4-IN-1 Waterproof City Light
24*10W LED 4合户外防水投光灯

WL-L2410WC

- Voltage: AC100~240V 50/60Hz
- Power: 200W
- Lamp beads: four-color background light
- Control mode: DMX512, self-propelled, master-slave, voice control, RDM.
- Channel: 1CH/2CH/3CH/4CH/5CH
- Dimming: 32bit 0~100% linear dimming
- Features: dyeing + flashing
- Working temperature: -30 degrees ~ 50 degrees
- Strobe frequency: 1~30HZ
- Appearance: metal, black
- Connection method: DMX512 input and output/power input and output.
- IP rating: Ip20
- Packing size: 96*40*40
- Weight: 10KG
- 电压: AC100~240V 50/60Hz
- 功率: 200W
- 灯珠: 四色背景灯
- 控制方式: DMX512、自走、主从、声控、RDM。
- 通道: 1CH/2CH/3CH/4CH/5CH
- 调光: 32bit 0~100%线性调光
- 特点: 染色+爆闪
- 工作温度: -30度~50度
- 频闪频率: 1~30HZ
- 外观: 金属、黑色
- 连接方式: DMX512输入输出/电源输入输出。
- IP等级: Ip20
- 包装尺寸: 96*40*40
- 重量: 10KG



1440pcs LED rgbw waterproof strobe light 1440颗LED全彩防水频闪灯



WL-L1440ST

- Voltage: AC100~240V 50/60HZ
- Power: 500W
- Lamp beads: 1440 RGB+W, 12+12 segments
- Control mode: DMX512, self-propelled, master-slave, voice control, with RDM function.
- Channels: CH4, CH16, Ch48
- Dimming: 32bit 0-100% linear dimming
- Features: Flash+Dyeing+Effect
- Working temperature: -30°C~50°C
- Strobe frequency: 1-30Hz
- Appearance: Metal, black
- Connection method: DMX512 input/output/power input/output.
- IP level: Ip65
- Body size: 64 X 25X 28CM
- N.W: 13.4KG

- 电压: AC100~240V 50/60HZ
- 功率: 500W
- 灯珠: 1440颗RGB+W, 12+12段
- 控制方式: DMX512、自走、主从、声控、带RDM功能。
- 通道: CH4、CH16、CH48
- 调光: 32bit 0~100%线性调光
- 特点: 爆闪+染色+效果
- 工作温度: -30度~50度
- 频闪频率: 1~30HZ
- 外观: 金属、黑色
- 连接方式: DMX512输入输出 / 电源输入输出。
- IP 等级: Ip65
- 灯具尺寸: 64 X 25X 28CM
- 灯具净重: 13.4KG

LED waterproof rgb moving head strobe light Led防水RGB摇头频闪灯



WL-L400STP

- Power : AC100-240V50/60Hz3000W
- Light Source : 864pcsX 0.5W RGB LEDs&160pcs 10W white LEDs, 8 segments white LED controlled 864 segments RGB
- Life Time : Over 20,000 hours for the LED light source
- Output : 70,000 lm
- Beam Angle : 120 degrees
- Tilt angle : 190 degrees
- Control mode: DMX512, self-go, main-slave, Art-Net, with RDM function
- DMX Mode : 6/18/39/443/DMX channels
- Dimmer : 32 bit dimmer
- Operating Mode DMX Mode/Master-Slave mode/Pixel mode
- Over Heat Protect With temperature sensor to extend the lamp's life
- LED Scan Rate 9,000 Hz LED scan rate
- Waterproof Rating : Ip65
- Weight : 18KG

- 功率: AC100-240V/50~60Hz
- 光源: 864pcsX 0.5W RGB LED和160 pcs 10W白色LED, 8段白色LED独立控制, 864段RGB
- 寿命: LED光源超过20000小时
- 输出: 70000 lm
- 光束角度: 120度
- 倾斜角度: 190度
- 控制模式: DMX512, 自走, 主从, Art Net, 带RDM功能
- DMX模式: 6/18/39/443/DDMX通道
- 调光器: 32位调光器
- 操作模式DMX模式/主从模式/像素模式
- 过热保护带温度传感器, 可延长灯的寿命; s生活
- LED扫描速率9000 Hz LED扫描速率
- 防水等级: IP65
- 重量: 18KG



200W Waterproof LED Logo Light

200W 防水LED logo灯

WL-G0200W

- Voltage: AC90V-240V
- Frequency: 50Hz/60Hz
- Power: 250W
- Light source: 200W
- Dimming: 0-100% linear adjustment
- Focus: Manual focus
- Lens: High-precision combined optical lens
- Gobo wheel: 1 rotating gobo wheel, 4 replaceable gobo wheel, gobo flow from slow to fast
- Channel Mode: 6CH
- Operation mode: DMX512/automatic/voice control
- Display: LCD

- 电压: AC90V-240V
- 频率: 50Hz/60Hz
- 功率: 250W
- 光源: 200W
- 调光: 0-100%线性调节
- 调焦: 手动调焦
- 镜头: 高精度组合光学镜头
- 图案盘: 1个旋转图案盘, 4个可更换图案盘, 图案往返流水由慢到快
- 通道模式: 6CH
- 操作模式: DMX512/自动/声控
- 显示: LCD



200W Waterproof LED Water Pattern Light

200W 防水水纹灯

WL-SW200W

- Voltage: AC90V-240V
- Frequency: 50Hz/60Hz
- Power: 250W
- Light source: 200W
- Dimming: 0-100% linear adjustment
- Focus: Manual focus
- Lens: High-precision combined optical lens
- Water pattern plate: 2 rotating pattern plates, the water pattern can flow back and forth from slow to fast
- Color wheel: 1 fixed color wheel, 5 colors + white light, rainbow effect speed adjustable, half-step color effect
- Channel Mode: 6CH
- Operation mode: DMX512/automatic/voice control
- Display: LCD

- 电压: AC90V-240V
- 频率: 50Hz/60Hz
- 功率: 250W
- 光源: 200W
- 调光: 0-100%线性调节
- 调焦: 手动调焦
- 镜头: 高精度组合光学镜头
- 水纹盘: 2个旋转图案盘, 水纹可往返流水由慢到快
- 颜色盘: 1个固定颜色盘, 5个颜色+白光, 彩虹效果速度可调, 半步颜色效果
- 通道模式: 6CH
- 操作模式: DMX512/自动/声控
- 显示: LCD

200W LED waterproof zoom par light 200W LED防水调焦面光帕灯



WL-L200ZP

- Voltage: AC90V-240V
- Frequency: 50Hz/60Hz
- Power: 250W
- Main light: 3 * 60W
- Auxiliary light: 30 * 0.2W (RGB)
- Control: DMX512, self-propelled, voice controlled
- Channel: 8CH
- Display mode: LED display screen

- 电压: AC90V-240V
- 频率: 50Hz/60Hz
- 功率: 250W
- 主光: 3*60W
- 辅光: 30*0.2W (RGB)
- 控制: DMX512, 自走, 声控
- 通道: 8CH
- 显示模式: LED显示屏



2x100W Led cob waterproof blinder light 2x100W Led cob防水观众灯

WL-L02100BW

- Voltage: AC100~240V 50/60HZ
- Power: 200W
- Beads: Double color led
- Control methods: DMX512, self-propelled, master-slave, voice control, RDM.
- Channel: Five channel options (1CH/2CH/3CH/4CH/5CH)
- Dimming: 32bit 0-100% linear dimming
- Features: Dyeing + Flash
- Working temperature: -30°C~50°C
- Strobe frequency: 1-30Hz
- Appearance: Metal, black
- Connection method: DMX512 input/output/power input/output.
- IP level: Ip20

- 电压: AC100~240V 50/60HZ
- 功率: 200W
- 灯珠: 二色背景灯
- 控制方式: DMX512、自走、主从、声控、RDM。
- 通道: 五个通道选择 (1CH/2CH/3CH/4CH/5CH)
- 调光: 32bit 0~100%线性调光
- 特点: 染色+爆闪
- 工作温度: -30度~50度
- 频闪频率: 1~30HZ
- 外观: 金属、黑色
- 连接方式: DMX512输入输出 / 电源输入输出。
- IP 等级: Ip20





440W 380W 3 IN 1 Moving Head Spot Light

440W 380W 三合一摇头图案灯

WL-BSW440W / WL-BSW380W

Specification

- Voltage: AC90V-240V
- Frequency: 50Hz/60Hz
- Power: 550W
- Light source: 380W
- Dimming: 0-100% linear adjustment
- Strobe: Double-chip strobe (0.5-9 times/second)
- Focus: Linear focus
- Zoom: Linear zoom
- Angle: 2°--60°
- Atomization: 0-100% linear atomization
- Optics: High-precision combined optical lens
- Color: 1 fixed color wheel, 13 colors + white light, rainbow effect speed adjustable, half step color effect
- Fixed image: 1 fixed gobo wheel, 13 gobos + white light, bidirectional variable speed rotation
- Effect wheel: 1 fixed effect gobo wheel, which can be rotated in two directions with variable speed
- Rotating disc: 1 rotating gobo disc, 7 replaceable gobo discs + white light, the pattern goes back and forth from slow to fast
- Prism disk: any two prism effects can be superimposed and combined with prism dynamic effects, and the effect can be switched by forward and reverse rotation
- Horizontal scan: 540°
- Vertical scan: 270°
- Channel Mode: 20CH
- DMX connector: 3Pin XLR
- Operation mode: DMX512/automatic/voice control
- Display mode: LCD

参数

- 电压:AC90V-240V
- 频率:50Hz/60Hz
- 功率:550W
- 光源:380W
- 调光:0-100%线性调节
- 频闪:双片式频闪(0.5-9次/秒)
- 调焦:线性调焦
- 变焦:线性变焦
- 角度:2°--60°
- 雾化:0-100%线性雾化
- 光学:高精度组合光学镜头
- 颜色:1个固定颜色盘 · 13个颜色+白光 · 彩虹效果速度可调 · 半步颜色效果
- 固图:1个固定图案盘 · 13个图案+白光 · 可双向变速旋转
- 效果盘:1个固定效果图案盘 · 可双向变速旋转
- 旋转盘:1个旋转图案盘 · 7个可更换图案盘+白光 · 图案往返流水由慢到快
- 棱镜盘:任意二种棱镜效果且可叠合组合棱镜动态效果,可正反向旋转切换效果
- 水平扫描:540°
- 垂直扫描:270°
- 通道模式:20CH
- DMX接头:3Pin XLR
- 操作模式:DMX512/自动/声控
- 显示方式:LCD



350W 17R 3 in 1 Beam Wash Spot Light

350W 三合一摇头图案灯

WL-BSW350W

Specification

- Power supply: AC90V-240V
- Frequency: 50Hz-60Hz
- Light source: 350W
- Dimming: 0-100% linear adjustment
- Strobe: Double-chip strobe (0.5-9 times/second)
- Focus: Linear focus
- Zoom: Linear zoom
- Beam angle: 2°-45°
- Optical lens: high-precision optical combination lens
- Color: 1 fixed color wheel, 13 colors + white light, rainbow effect speed adjustable, half-step color effect
- Solid image: 1 fixed gobo wheel, 14 gobos + white light, bidirectional variable speed rotation
- Rotating disc: 1 rotating gobo disc, 9 replaceable gobo discs + white light, gobo flow from slow to fast
- Prism disk: any two kinds of prism effects can be superimposed and combined prism dynamic effects, and can be rotated forward and reversed to switch effects
- Horizontal scan: 540° electronic error correction.
- Vertical scan: 270° electronic error correction.
- Channel Mode: 20CH
- Display: LCD

参数

- 电源: AC90V-240V
- 频率: 50Hz-60Hz
- 光源: 350W
- 调光: 0-100%线性调节
- 频闪: 双片式频闪 (0.5-9次/秒)
- 调焦: 线性调焦
- 变焦: 线性变焦
- 光束角度: 2°-45°
- 光学镜头: 高精度光学组合镜头
- 颜色: 1个固定颜色盘, 13个颜色+白光, 彩虹效果速度可调, 半步颜色效果
- 固图: 1个固定图案盘, 14个图案+白光, 可双向变速旋转
- 旋转盘: 1个旋转图案盘, 9个可更换图案盘+白光, 图案往返流水由慢到快
- 棱镜盘: 任意二种棱镜效果且可叠合组合棱镜动态效果, 可正反向旋转切换效果
- 水平扫描: 540° 电子纠错.
- 垂直扫描: 270° 电子纠错.
- 通道模式: 20CH
- 显示: LCD



440W 380W Beam Moving Head Light

440W 380W 光束灯

WL-BM440W / WL-BM380W

Specification

- Voltage: AC90V-240V
- Frequency: 50Hz/60Hz
- Power: 480W
- Light source: 380W
- Dimming: 0-100% dimming
- Focus: electronic focus
- Strobe: Double-chip strobe
- Optics: High-precision combined optical lens
- Gobo: 1 fixed gobo wheel, 13 gobos + white light, bidirectional variable speed rotation
- Color: 1 fixed color wheel, 13 colors + white light, rainbow effect speed adjustable, half step color effect
- Effect Palette: One color mixing lens, one fogging lens
- Prism disk: any two prism effects can be superimposed and combined with prism dynamic effects, and the effect can be switched by forward and reverse rotation
- Horizontal scan: 540° electronic error correction.
- Vertical scan: 270° electronic error correction.
- Channel mode: 16CH
- DMX connector: 3Pin XLR
- Operation mode: DMX512/automatic/voice control
- Display mode: LCD

参数

- 电压:AC90V-240V
- 频率:50Hz/60Hz
- 功率:480W
- 光源:380W
- 调光:0-100%调光
- 调焦:电子调焦
- 频闪:双片式频闪
- 光学:高精度组合光学镜头
- 图案:1个固定图案盘 · 13个图案+白光 · 可双向变速旋转
- 颜色:1个固定颜色盘 · 13个颜色+白光 · 彩虹效果速度可调 · 半步颜色效果
- 效果盘: 一个混色镜片 · 一个雾化镜片
- 棱镜盘:任意二种棱镜效果且可叠合组合棱镜动态效果,可正反向旋转切换效果
- 水平扫描:540°电子纠错.
- 垂直扫描:270°电子纠错.
- 通道模式:16CH
- DMX接头:3Pin XLR
- 操作模式:DMX512/自动/声控
- 显示方式:LCD



350W Beam Moving Head Light

350W 光束灯

WL-BM350W

Specification

- Power supply: AC90V-240V
- Frequency: 50Hz-60Hz
- Light source: 350W
- Beam angle: 2°
- Focus: electronic focus
- Strobe: Double-chip strobe
- Optics: High-precision combined optical lens
- Gobo: 1 fixed gobo wheel, 13 gobos + white light, bidirectional variable speed rotation
- Color: 1 fixed color wheel, 13 colors + white light, rainbow effect speed adjustable, half step color effect
- Effect Palette: One color mixing lens, one fogging lens
- Prism disk: any two prism effects can be superimposed and combined with prism dynamic effects, and the effect can be switched by forward and reverse rotation
- Horizontal scan: 540°
- Vertical scan: 270°
- Channel mode: 16CH
- DMX connector: 3Pin XLR
- Operation mode: DMX512/automatic/voice control
- Display mode: LCD

参数

- 电源: AC90V-240V
- 频率: 50Hz-60Hz
- 光源: 350W
- 光束角度: 2°
- 调焦: 电子调焦
- 频闪: 双片式频闪
- 光学: 高精度组合光学镜头
- 图案: 1个固定图案盘, 13个图案+白光, 可双向变速旋转
- 颜色: 1个固定颜色盘, 13个颜色+白光, 彩虹效果速度可调, 半步颜色效果
- 效果盘: 一个混色镜片, 一个雾化镜片
- 棱镜盘: 任意二种棱镜效果且可叠合组合棱镜动态效果, 可正反向旋转切换效果
- 水平扫描: 540°
- 垂直扫描: 270°
- 通道模式: 16CH
- DMX接头: 3Pin XLR
- 操作模式: DMX512/自动/声控
- 显示方式: LCD

300W Beam Light 300W 光束灯

WL-BM311W / WL-BM295W

Specification

- Voltage: AC90V-240V
- Frequency: 50Hz/60Hz
- Power: 450W
- Light source: 311W
- Dimming: 0-100% dimming
- Focus: electronic focus
- Strobe: Double-chip strobe
- Optics: High-precision combined optical lens
- Gobo: 1 fixed gobo wheel, 13 gobos + white light, bidirectional variable speed rotation
- Color: 1 fixed color wheel, 13 colors + white light, rainbow effect speed adjustable, half step color effect
- Effect Palette: One color mixing lens, one fogging lens
- Prism disk: any two prism effects can be superimposed and combined with prism dynamic effects, and the effect can be switched by forward and reverse rotation
- Horizontal scan: 540°
- Vertical scan: 270°
- Channel mode: 16CH
- DMX connector: 3Pin XLR
- Operation mode: DMX512/automatic/voice control
- Display mode: LCD

参数

- 电压:AC90V-240V
- 频率:50Hz/60Hz
- 功率:450W
- 光源:311W
- 调光:0-100%调光
- 调焦:电子调焦
- 频闪:双片式频闪
- 光学:高精度组合光学镜头
- 图案:1个固定图案盘·13个图案+白光·可双向变速旋转
- 颜色:1个固定颜色盘·13个颜色+白光·彩虹效果速度可调·半步颜色效果
- 效果盘:一个混色镜片·一个雾化镜片
- 棱镜盘:任意二种棱镜效果且可叠合组合棱镜动态效果,可正反向旋转切换效果
- 水平扫描:540°
- 垂直扫描:270°
- 通道模式:16CH
- DMX接头:3Pin XLR
- 操作模式:DMX512/自动/声控
- 显示方式:LCD



260W Beam Light 260W 光束灯

WL-BM260W

Specification

- Voltage: AC90V-240V
- Frequency: 50Hz/60Hz
- Power: 350W
- Light source: 260W
- Dimming: 0-100% dimming
- Focus: electronic focus
- Strobe: Double-chip strobe
- Optics: High-precision combined optical lens
- Gobo: 1 fixed gobo wheel, 13 gobos + white light, bidirectional variable speed rotation
- Color: 1 fixed color wheel, 13 colors + white light, rainbow effect speed adjustable, half step color effect
- Effect Palette: One color mixing lens, one fogging lens
- Prism disk: any two prism effects can be superimposed and combined with prism dynamic effects, and the effect can be switched by forward and reverse rotation
- Horizontal scan: 540°
- Vertical scan: 270°
- Channel mode: 16CH
- DMX connector: 3Pin XLR
- Operation mode: DMX512/automatic/voice control
- Display mode: LCD

参数

- 电压: AC90V-240V
- 频率: 50Hz/60Hz
- 功率: 350W
- 光源: 260W
- 调光: 0-100%调光
- 调焦: 电子调焦
- 频闪: 双片式频闪
- 光学: 高精度组合光学镜头
- 图案: 1个固定图案盘, 13个图案+白光, 可双向变速旋转
- 颜色: 1个固定颜色盘, 13个颜色+白光, 彩虹效果速度可调, 半步颜色效果
- 效果盘: 一个混色镜片, 一个雾化镜片
- 棱镜盘: 任意二种棱镜效果且可叠合组合棱镜动态效果, 可正反向旋转切换效果
- 水平扫描: 540°
- 垂直扫描: 270°
- 通道模式: 16CH
- DMX接头: 3Pin XLR
- 操作模式: DMX512/自动/声控
- 显示方式: LCD



Beam moving head light
光束灯系列

250W Beam Light 250W 光束灯

WL-BM250W

Specification

- Voltage: AC90V-240V
- Frequency: 50Hz/60Hz
- Power: 350W
- Light source: 250W
- Dimming: 0-100% dimming
- Focus: electronic focus
- Strobe: Double-chip strobe
- Optics: High-precision combined optical lens
- Gobo: 1 fixed gobo wheel, 13 gobos + white light, bidirectional variable speed rotation
- Color: 1 fixed color wheel, 13 colors + white light, rainbow effect speed adjustable, half step color effect
- Effect Palette: One color mixing lens, one fogging lens
- Prism disk: any two prism effects can be superimposed and combined with prism dynamic effects, and the effect can be switched by forward and reverse rotation
- Horizontal scan: 540°
- Vertical scan: 270°
- Channel mode: 16CH
- DMX connector: 3Pin XLR
- Operation mode: DMX512/automatic/voice control
- Display mode: LCD

参数

- 电压:AC90V-240V
- 频率:50Hz/60Hz
- 功率:350W
- 光源:250W
- 调光:0-100%调光
- 调焦:电子调焦
- 频闪:双片式频闪
- 光学:高精度组合光学镜头
- 图案:1个固定图案盘·13个图案+白光·可双向变速旋转
- 颜色:1个固定颜色盘·13个颜色+白光·彩虹效果速度可调·半步颜色效果
- 效果盘:一个混色镜片·一个雾化镜片
- 棱镜盘:任意二种棱镜效果且可叠合组合棱镜动态效果,可正反向旋转切换效果
- 水平扫描:540°
- 垂直扫描:270°
- 通道模式:16CH
- DMX接头:3Pin XLR
- 操作模式:DMX512/自动/声控
- 显示方式:LCD



Beam moving head light
光束灯系列

230W 200W Beam Light 230W 200W 光束灯

WL-BM230W / WL-BM200W

Specification

- Voltage: AC90V-240V
- Frequency: 50Hz/60Hz
- Power: 320W
- Light source: 230W
- Dimming: 0-100% linear dimming
- Strobe: Double-chip strobe
- Atomization: a built-in atomizing lens
- Focus: electronic focus
- Optics: High precision combined optical lens.
- Color: 1 fixed color wheel, 14 colors + white light, rainbow effect speed adjustable, half-step color effect
- Gobo: 1 fixed gobo wheel, 17 gobos + white light, bidirectional variable speed rotation
- Prism disk: built-in 1 effect prism, can be rotated forward and reverse.
- Horizontal scan: 540°
- Vertical scan: 270°
- Channel mode: 14CH
- DMX connector: 3Pin XLR
- Operation mode: DMX512/automatic/voice control
- Display mode: LCD

参数

- 电压:AC90V-240V
- 频率:50Hz/60Hz
- 功率:320W
- 光源:230W
- 调光:0-100%线性调光
- 频闪: 双片式频闪
- 雾化:内置一个雾化镜片
- 调焦:电子调焦
- 光学:高精度组合光学镜头.
- 颜色:1个固定颜色盘 · 14个颜色+白光 · 彩虹效果速度可调 · 半步颜色效果
- 图案:1个固定图案盘 · 17个图案+白光 · 可双向变速旋转
- 棱镜盘:内置1个效果棱镜 · 可正反向旋转。
- 水平扫描:540°
- 垂直扫描:270°
- 通道模式:14CH
- DMX接头:3Pin XLR
- 操作模式:DMX512/自动/声控
- 显示方式:LCD

MINI Beam

Beam moving head light
光束灯系列



WL-M230NI

MINI BEAM
230W 7R sharpy moving head light
迷你款**230W**光束摇头灯

Specification

- Power supply: AC100V-240V/ 50Hz-60Hz
- Total power: 250W
- Fuse: 5A
- Ballast: Electronic ballast
- Light source: 230W 7R bulb
- Color temperature: 8,500 K
- Average life: 2000Hour (bulb and reflective cup overall package, higher light efficiency and longer service life)
- Control signal: international standard DMX512
- Appearance: high-temperature-resistant plastic
- Light body color: black
- Protection level: Ip20
- N.W: 10 KG

参数

- 电压：AC100V-240V/50Hz-60Hz
- 总功率：250W
- 保险丝：5A
- 镇流器：电子镇流器
- 光源：230W 7R灯泡
- 色温：8500 K
- 平均使用寿命：2000小时（灯泡和反射杯整体封装，光效更高，使用寿命更长）
- 控制信号：国际标准DMX512
- 外观：耐高温塑料
- 灯体颜色：黑色
- 防护等级：IP20
- 净重：10KG





MINI 230W/295W Beam Moving Head Light with ring 迷你230W/295W 光束灯带光环

WL-MN230BR / WL-MN295BR

Specification

- Voltage: AC90V-240V
- Frequency: 50Hz/60Hz
- Power: 320W
- Light source: 230W
- Light strip: 39pcs ledx5W
- Strobe: Single chip strobe
- Nebulization: Equipped with a built-in atomizing lens
- Focusing: Electronic focusing
- Optics: High precision combination optical lens
- Color: 14 colors+white light, rainbow effect speed adjustable, half step color effect
- Pattern: 13 patterns+white light, capable of bi-directional variable speed rotation
- Prism disk: Built in with one effect prism that can rotate in both directions.
- Horizontal scan: 540°
- Vertical scan: 270°
- Channel mode: 23CH
- DMA connector: 3Pin XLR
- Operation mode: DMX512/automatic/voice control
- Display method: LCD

参数

- 灯具参数:
- 电压:AC90V-240V
- 频率:50Hz/60Hz
- 功率:320W
- 光源:230W
- 灯带: 39颗灯珠, 功率5W
- 频闪:单片式频闪
- 雾化:内置一个雾化镜片
- 调焦:电子调焦
- 光学:高精度组合光学镜头.
- 颜色:14个颜色+白光, 彩虹效果速度可调, 半步颜色效果
- 图案:13个图案+白光, 可双向变速旋转
- 棱镜盘:内置1个效果棱镜, 可正反向旋转。
- 水平扫描:540°
- 垂直扫描:270°
- 通道模式:23CH
- DMX接头:3Pin XLR
- 操作模式:DMX512/自动/声控
- 显示方式:LCD



7X60W LED 3-IN-1 Retro light
LED 7颗三合一复古灯

WL-0760RR

- Voltage: AC90V-240V
- Frequency: 50Hz/60Hz
- Power: 700W
- Main light: 7 * 60W
- Auxiliary light 1: 168 * 0.2W (RGB)
- Auxiliary light 2: 1008 * 0.2W (RGB)
- Control: DMX512, self-propelled, voice control
- Channel: 21CH/64CH
- Display: LED

- 电压: AC90V-240V
- 频率: 50Hz/60Hz
- 功率: 700W
- 主光: 7*60W
- 辅光1: 168*0.2W (RGB)
- 辅光2: 1008*0.2W (RGB)
- 控制: DMX512, 自走, 声控
- 通道: 21CH/64CH
- 显示: LED



7x60W LED Retro Light
LED 七颗复古灯

WL-FG07

- Voltage: AC90V-240V
- Frequency: 50Hz/60Hz
- Power: 500W
- Main light: 7*60W
- Fill light: 168*0.2W (RGB)
- Control: DMX512, self-propelled, voice control
- Channel: 8CH/32CH
- Display: LED

- 电压: AC90V-240V
- 频率: 50Hz/60Hz
- 功率: 500W
- 主光: 7*60W
- 辅光: 168*0.2W (RGB)
- 控制: DMX512, 自走, 声控
- 通道: 8CH/32CH
- 显示: LED



Mini 7x60W LED Retro Light
迷你 LED 七颗复古爆闪灯

WL-FG07A

- Voltage: AC90V-240V
- Frequency: 50Hz/60Hz
- Power: 500W
- Main light: 7*60W
- Fill light: 168*0.2W (RGB)
- Control: DMX512, self-propelled, voice control
- Channel: 8CH/32CH
- Display: LED

- 电压: AC90V-240V
- 频率: 50Hz/60Hz
- 功率: 500W
- 主光: 7*60W
- 辅光: 168*0.2W (RGB)
- 控制: DMX512, 自走, 声控
- 通道: 8CH/32CH
- 显示: LED





6X60W 3 in 1 LED retro light
6X60W 3 合1 LED复古灯

WL-FG06R


- Voltage: AC90V-240V
 - Frequency: 50Hz/60Hz
 - Power: 600W
 - Main light: 6 * 60W
 - Auxiliary light 1: 168 * 0.2W (RGB)
 - Auxiliary light 2: 864 * 0.2W (RGB)
 - Control: DMX512, self-propelled, voice control
 - Channel: 20CH/56CH
 - Display: LED
- 电压: AC90V-240V
 - 频率: 50Hz/60Hz
 - 功率: 600W
 - 主光: 6*60W
 - 辅光1: 168*0.2W (RGB)
 - 辅光2: 864*0.2W (RGB)
 - 控制: DMX512, 自走, 声控
 - 通道: 20CH/56CH
 - 显示: LED



6x60W LED Retro Light
6x60W LED 六颗复古爆闪灯

WL-FG06

- Voltage: AC90V-240V
 - Frequency: 50Hz/60Hz
 - Power: 450W
 - Main light: 6*60W
 - Fill light: 144*0.2W (RGB)
 - Control: DMX512, self-propelled, voice control
 - Channel: 8CH/28CH
 - Display: LED
- 电压: AC90V-240V
 - 频率: 50Hz/60Hz
 - 功率: 450W
 - 主光: 6*60W
 - 辅光: 144*0.2W (RGB)
 - 控制: DMX512, 自走, 声控
 - 通道: 8CH/28CH
 - 显示: LED



WL-L0160EF

LED 3 in 1 Retro light with ring
LED单颗复古爆闪灯辅光款

- Voltage: AC90V-240V
- Frequency: 50Hz/60Hz
- Power: 250W
- Main light: 3 * 60W
- Auxiliary light: 30 * 0.2W (RGB)
- Control: DMX512, self-propelled, voice controlled
- Channel: 8CH
- Display mode: LED display screen

- 电压: AC90V-240V
- 频率: 50Hz/60Hz
- 功率: 250W
- 主光: 3*60W
- 辅光: 30*0.2W (RGB)
- 控制: DMX512, 自走, 声控
- 通道: 8CH
- 显示模式: LED显示屏



WL-FG03

3x60W LED Retro light
LED 3x60W复古灯

- Voltage: AC90V-240V
- Frequency: 50Hz/60Hz
- Power: 250W
- Main light: 3*60W
- Fill light: 30*0.2W (RGB)
- Control: DMX512, self-propelled, voice control
- Channel: 8CH
- Display: LED

- 电压: AC90V-240V
- 频率: 50Hz/60Hz
- 功率: 250W
- 主光: 3*60W
- 辅光: 30*0.2W (RGB)
- 控制: DMX512, 自走, 声控
- 通道: 8CH
- 显示: LED



WL-FG01


Single Retro Light
拼接复古灯

- Voltage: C90V-240V
- Frequency: 50Hz/60Hz
- Power: 150W
- Main light: 60W
- Fill light: 24*0.2W (RGB)
- Control: DMX512, self-propelled, voice control
- Channel: 8CH
- Display: LED

- 电压: C90V-240V
- 频率: 50Hz/60Hz
- 功率: 150W
- 主光: 60W
- 辅光: 24*0.2W (RGB)
- 控制: DMX512, 自走, 声控
- 通道: 8CH
- 显示: LED

3X60W LED Leaf retro light

3颗60W LED枫叶复古灯



WL-L0360R

- Voltage: AC90V-240V
 - Frequency: 50Hz/60Hz
 - Power: 250W
 - Main light: 3*60W
 - Fill light: 30*0.2W (RGB)
 - Horizontal scan: 540°
 - Control: DMX512, self-propelled, voice control
- 电压: AC90V-240V
 - 频率: 50Hz/60Hz
 - 功率: 250W
 - 主光: 3*60W
 - 辅光: 30*0.2W (RGB)
 - 水平扫描: 540°
 - 控制: DMX512, 自走, 声控
 - 通道: 16CH
 - 显示: LED

6X60W led leaf retro light

6X60W led枫叶复古灯

WL-L0660RF


- Voltage: AC90V-240V
 - Frequency: 50Hz/60Hz
 - Power: 250W
 - Main light: 3*60W
 - Fill light: 30*0.2W (RGB)
 - Horizontal scan: 540°+ Promise
 - Control: DMX512, self-propelled, voice control
 - Channel: 16CH
 - Display: LED
- 电压: AC90V-240V
 - 频率: 50Hz/60Hz
 - 功率: 250W
 - 主光: 3*60W
 - 辅光: 30*0.2W (RGB)
 - 水平扫描: 540° + 无极
 - 控制: DMX512, 自走, 声控
 - 通道: 16CH



200W LED return back light 200W LED回光灯

WL-FG04

- Voltage: AC90V-240V
 - Frequency: 50Hz/60Hz
 - Power: 200W
 - Main light: COB 200W LED
 - Auxiliary light: 96 * 0.5W (RGB)
 - Control: DMX512, auto mode, sound control, master-slave
 - Channel: 8CH
 - Display: LED
- 电压: AC90V-240V
 - 频率: 50Hz/60Hz
 - 功率: 200W
 - 主光: COB 200W LED
 - 辅光: 96*0.5W (RGB)
 - 控制: DMX512 · 自走 · 声控 · 主从
 - 通道: 8CH
 - 显示: LED



200W LED retro backlight with ring 200W LED 全彩回光灯

WL-L200RT

- Voltage: AC90V-240V
 - Frequency: 50Hz/60Hz
 - Power: 200W
 - Main light: COB 200W
 - Auxiliary light: 96 * 0.5W (RGB)
 - Control: DMX512, self-propelled, voice controlled
 - Channel: 8CH
 - Display: LED
- 电压: AC90V-240V
 - 频率: 50Hz/60Hz
 - 功率: 200W
 - 主光: COB 200W
 - 辅光: 96*0.5W (RGB)
 - 控制: DMX512, 自走, 声控
 - 通道: 8CH
 - 显示: LED



7X50W LED Pixel retro return light 7X50W LED复古回光灯



WL-L0750R

- Voltage: AC90~240V, 50/60HZ
 - Power: 250W
 - Light source: 7x 50W RGBW lamp beads
 - Life: 50 000 hours
 - LED: single point control
 - Dimmer: 0%~100% linear dimming
 - Strobe: 20 times/s
 - Channel: 11/35/14CHS
 - Control: DMX512 master-slave, self-walking, voice control
- 电压: AC90~240V, 50/60HZ
 - 功率: 250W
 - 光源: 7x 50W RGBW 灯珠
 - 寿命: 50 000 小时
 - LED: 单点控制
 - 调光器: 0%~100%线性调光
 - 频闪: 20次/s
 - 通道: 11/35/14CHS
 - 控制: DMX512主从, 自走, 声控



37X40W LED zoom bee eye moving head light 37颗40W led调焦蜂眼摇头灯

WL-FY3740

- Voltage: AC90V-240V
- Frequency: 50Hz/60Hz
- Power: 1600W
- Angle: 4-60°
- Light source: 37 * 40W (4IN1-R G B W)
- Dimming: 0% -100% linear dimming
- Strobe: 1-25 times/second with various strobe effects
- Horizontal scan: 540° electronic error correction
- Vertical scanning: 270° electronic error correction
- Control: DMX512, self-propelled, voice controlled
- Channel mode: 28CH/46CH
- Display mode: LCD display screen
- Special instructions:
- Multiple effect modes: beam, dyeing, vortex, kaleidoscope, etc
- Front camera bidirectional rotation
- Seamless splicing mirror disc, non spherical lens structure
- Intelligent dyeing effect
- Beam edge feather effect (in dyeing mode)
- Adjustable speed stop/flicker effect, with instant light off and dark field function
- Color temperature setting for dedicated channels
- Automatic color correction for R G B W

-
- 电压: AC90V-240V
- 频率: 50Hz/60Hz
- 功率: 1600W
- 角度: 4-60°
- 光源: 37*40W (4IN1-R G B W)
- 调光: 0%-100%线性调光
- 频闪: 1-25次/秒带多种频闪效果
- 水平扫描: 540° 电子纠错
- 垂直扫描: 270° 电子纠错
- 控制: DMX512, 自走, 声控
- 通道模式: 28CH/46CH
- 显示模式: LCD显示屏
- 特殊说明:
- 多种效果模式: 光束、染色、漩涡、万花筒等
- 前置镜头双向旋转
- 无缝拼接镜盘, 非球面镜片结构
- 智能染色效果
- 光束边缘羽化效果 (在染色模式里面)
- 速度可调停止/频闪效果, 带瞬间闭光、暗场功能
- 专用通道的色温设置
- R G B W颜色自动校正

19x40W /60W LED bee eye moving head wash light

19x40W/60W LED蜂眼调焦摇头灯



WL-FY1940 / WL-M1960

- Voltage: AC90V-240V, 50Hz/60Hz
- Power: 1200W
- Angle: 4-60 °
- Light source: 19 * 40W/19 * 60W (4IN1-R G B W)
- Dimming: 0% -100% linear dimming
- Strobe: 1-25 times/second with various strobe effects
- Horizontal scan: 540 ° electronic error correction
- Vertical scanning: 270 ° electronic error correction
- Control: DMX512, self-propelled, voice controlled, master-slave
- Channel mode: 28CH/46CH
- Display mode: LCD display screen
- Special instructions:
- Multiple effect modes: beam, dyeing, vortex, kaleidoscope, etc
- Front camera bidirectional rotation
- Seamless splicing mirror disc, non spherical lens structure
- Intelligent dyeing effect
- Beam edge feather effect (in dyeing mode)
- Adjustable speed stop/flicker effect, with instant light off and dark field function
- Color temperature setting for dedicated channels
- Automatic color correction for R G B W

- 电压: AC90V-240V, 50Hz/60Hz
- 功率: 1200W
- 角度: 4-60°
- 光源: 19*40W/19*60W (4IN1-R G B W)
- 调光: 0%-100%线性调光
- 频闪: 1-25次/秒带多种频闪效果
- 水平扫描: 540° 电子纠错
- 垂直扫描: 270° 电子纠错
- 控制: DMX512, 自走, 声控, 主从
- 通道模式: 28CH/46CH
- 显示模式: LCD显示屏
- 特殊说明:
- 多种效果模式: 光束、染色、漩涡、万花筒等
- 前置镜头双向旋转
- 无缝拼接镜盘, 非球面镜片结构
- 智能染色效果
- 光束边缘羽化效果 (在染色模式里面)
- 速度可调停止/频闪效果, 带瞬间闭光、暗场功能
- 专用通道的色温设置
- R G B W颜色自动校正

19*40W Led mini zoom bee eye moving head light

19*40W Led迷你调焦蜂眼摇头灯



WL-1940ZBS

- Voltage: AC90-240v 50-60HZ
- Total power: 800W
- Light source: 19 four in one 40W high brightness LED beads
- Beam angle: 4-60 °
- Strobe: 1-25 times/second with various strobe effects
- Dimming: 0-100% linear dimming.
- Channel: Built in 7 channel modes 21 CH/23 CH/35 CH/78 CH/92 CH/97 CH/99 CH
- Control: DMX512, self-propelled, voice controlled
- Horizontal scanning: 540 degrees+16 bit fine adjustment
- Vertical scanning: 250 degrees+16 bit fine tuning
- Display screen: displayed in both Chinese and English

- 电压: AC90-240v 50-60HZ
- 总功率: 800W
- 光源: 19颗四合一40W高亮度灯珠
- 光束角度: 4-60°
- 频闪: 1-25次/秒带多种频闪效果
- 调光: 0-100%线性调光。
- 通道: 内置7种通道模式21 CH/23 CH/35 CH/78 CH /92 CH/97 CH/99CH
- 控制: DMX512, 自走, 声控
- 水平扫描: 540度+16 bit微调
- 垂直扫描: 250度+16 bit微调
- 显示屏: 中英文显示

19X40W RGBW K20 LED big bee eye zoom moving head wash light

19颗40W K20全彩LED大蜂眼摇头调焦染色灯

WL-M1940BZ

- Voltage : AC90-240v 50-60HZ
- Power : 450W
- LED source : 19*40W (4 in 1 RGBW) high brightness led
- Beam angle : 4-60°
- Strobe : 1-25t/s With a variety of strobe effects
- Dimmer : 0-100% linear dimming °
- Channel : inner 6 channel mode 21 CH/23 CH/35 CH/78 CH /92 CH/97 CH/99CH
- Multiple operating modes:beam 、 wash 、 swirl 、 kaleidoscope ect.
- The front lens rotates in both directions
- Seamless stitching mirror plate, non-spherical lens structure
- Intelligent dyeing effect
- Beam edge feathering effect (in the wash mode)
- Speed adjustable stop / strobe effect, with an instant light, dark field function
- The color temperature setting for the dedicated channel
- RGBW Automatic color correction
- Control mode : DMX512 · auto · sound · Artnet(can choose)
- Horizontal scan : 5400 + 16 bit Fine ·
- Vertical scan: 2500 + 16 bit Fine
- Display : Chinese and English display
- Packing size : 52*54*38cm
- G.W : 22KG

- 电压: AC90-240v 50-60HZ
- 总功率: 450W
- 光源: 19*40W (4IN1-RGBW)
- 光束角度: 4-60°
- 频闪: 1-25次/秒带多种频闪效果
- 调光: 0-100%线性调光。
- 通道: 内置6种通道模式21 CH/23 CH/35 CH/78 CH /92 CH/97 CH/99CH
- 多种操作模式:光束、染色, 漩涡, 万花筒等
- 前置镜头双向旋转
- 无缝拼接镜盘, 非球面镜片结构
- 智能染色效果
- 光束边缘羽化效果 (在染色模式里面)
- 速度可调停止/频闪效果, 带瞬间闭光、暗场功能
- 专用通道的色温设置
- RGBW颜色自动校正
- 控制: DMX512, 自走, 声控, Artnet(选配)
- 水平扫描: 540度+16 bit微调,
- 垂直扫描: 250度+16 bit微调
- 显示屏: 中英文显示
- 包装尺寸: 52*54*38cm
- 毛重: 22KG





7X40W LED bee eye zoom moving head light (point control)

7X40w LED点控蜂眼调焦摇头灯

WL-M0740ZA

- Power supply: AC100-240V, 50-60HZ
- Power: 500W
- Light source: 7X40W full color 4-in-1 LEDs
- Lamp bead lifespan: 50000 hours
- Spot angle: 4.5-45 degrees
- Control mode: DMX512 master-slave, self-propelled, voice controlled
- Effect: Wash, beam (vortex, kaleidoscope), front mirror disc can rotate endlessly, led beads can be controlled by single point
- Size: 53 * 35 * 45CM
- N.W: 15kg
- 电源: AC100-240V, 50-60HZ
- 功率: 500W
- 光源: 7颗40W 全彩4合一LED
- 灯珠寿命: 50000 小时
- 光斑角度: 4.5~45度
- 控制模式: DMX512 主从, 自走, 声控
- 效果: 染色、光束 (漩涡, 万花筒) 前置镜盘可无极旋转, 灯珠单点控
- 尺寸: 53*35*45CM
- 净重: 15kg



7X40W LED bee eye zoom moving head light (point control)

7X40w LED点控蜂眼调焦摇头灯

WL-M0740ZB

- Power supply: AC100-240V, 50-60HZ
- Power: 500W
- Light source: 7X40W full color 4-in-1 LEDs
- Lamp bead lifespan: 50000 hours
- Spot angle: 4.5-45 degrees
- Control mode: DMX512 master-slave, self-propelled, voice controlled
- Effect: Wash, beam (vortex, kaleidoscope), front mirror disc can rotate endlessly, led beads can be controlled by single point
- Size: 53 * 35 * 45CM
- N.W: 15kg
- 电源: AC100-240V, 50-60HZ
- 功率: 500W
- 光源: 7颗40W 全彩4合一LED
- 灯珠寿命: 50000 小时
- 光斑角度: 4.5~45度
- 控制模式: DMX512 主从, 自走, 声控
- 效果: 染色、光束 (漩涡, 万花筒) 前置镜盘可无极旋转, 灯珠单点控
- 尺寸: 53*35*45CM
- 净重: 15kg



7x15W LED bee eye moving head light

LED 7 颗调焦蜂眼摇头灯

WL-FY07

- Voltage: AC90V-240V
- Frequency: 50Hz/60Hz
- Power: 150W
- Angle: 4-60°
- Light source: 7*15W (4IN1-R G B W)
- Horizontal scan: 540° electronic error correction
- Vertical scan: 270° electronic error correction
- Control: DMX512, self-propelled, voice control
- Channel mode: 28CH/46CH
- Display: LCD
- 电压: AC90V-240V
- 频率: 50Hz/60Hz
- 功率: 150W
- 角度: 4-60°
- 光源: 7*15W (4IN1-R G B W)
- 水平扫描: 540° 电子纠错
- 垂直扫描: 270° 电子纠错
- 控制: DMX512, 自走, 声控
- 通道模式: 28CH/46CH
- 显示: LCD

700W LED moving head cutting light

700W LED摇头切割灯

WL-L700BSWC

- LED Source: high-power 700W white light LED module
- Color temperature: 8000K/6500K
- LED lifespan: 20000 hours
- CRI: GL6 \geq 74/GL6H \geq 90
- Spot uniformity: 90%
- Voltage: AC100~240V, 50/60Hz
- Input power: 850W, power factor PF \geq 0.98
- Horizontal scanning: 540 ° or 630 ° (16 bit precision scanning)
- Vertical scanning: 270 ° (16 bit precision scanning)
- Advanced scanning systems are faster, more stable, and quieter, with automatic error correction reset function
- CMY infinite color mixing
- CTO color temperature linear adjustment
- Uniform and smooth CMY+CTO color mixing system (GL6:2700K-8000K; GL6H: 2700K-6500K)
- 1 color palette: 6 fixed color palettes+white light, half color effect, color palettes can be positioned freely, with a rainbow effect of bidirectional rotation

- LED光源：大功率700W白光LED模组
- 色温：8000K / 6500K
- LED寿命：20,000小时
- CRI：GL6 \geq 74 / GL6H \geq 90
- 光斑均匀度：90%
- 电压：AC100~240v, 50/60Hz
- 输入功率：850W，功率因素PF \geq 0.98
- 水平扫描：540° 或630°（16 bit精度扫描）
- 垂直扫描：270°（16 bit精度扫描）
- 先进的扫描系统更加快速，稳定，安静，具有自动纠错的复位功能
- CMY无极混色
- CTO色温线性调节
- 均匀顺滑的CMY+CTO混色系统 (GL6:2700K-8000K;GL6H:2700K-6500K)
- 1个色片盘：6个固定式色片+白光，半色效果，色片可任意定位，带双向旋转的彩虹效果



500W LED 3 in 1 Beam wash spot moving head light CMY+CTO

500W LED三合一摇头图案灯

WL-L500BSW

- Voltage: AC90V-240V
- Frequency: 50Hz/60Hz
- Power: 650W
- Light source: 500W
- Dimming: 0-100% linear adjustment
- Strobe: 0.5-9 times/second
- Focus: linear focus
- Zoom: linear zoom
- Beam angle: 2°-60°
- Optical lens: high-precision optical combination lens
- Built-in CMY color mixing system
- Color: 1 fixed color wheel, 8 colors + white light + CTO, rainbow effect speed adjustable, half-step color effect
- Fixed pattern: 1 fixed pattern plate, 12 patterns + white light, can rotate with variable speed in both directions
- Rotating disk: 1 rotating pattern disk, 7 replaceable pattern disks + white light, pattern flow back and forth from slow to fast
- Prism disk: Any two prism effects can be superimposed to combine dynamic prism effects, and the effects can be switched by forward and reverse rotation.
- Horizontal scan: 540° electronic error correction
- Vertical scanning: 270° electronic error correction
- Channel mode: 24CH
- Display: LCD
- 电压: AC90V-240V
- 频率: 50Hz/60Hz
- 功率: 650W
- 光源: 500W
- 调光: 0-100%线性调节
- 频闪: 0.5-9次/秒
- 调焦: 线性调焦
- 变焦: 线性变焦
- 光束角度: 2°-60°
- 光学镜头: 高精度光学组合镜头
- 内置CMY混色系统
- 颜色: 1个固定颜色盘, 8个颜色+白光+CTO, 彩虹效果速度可调, 半步颜色效果
- 固图: 1个固定图案盘, 12个图案+白光, 可双向变速旋转
- 旋转盘: 1个旋转图案盘, 7个可更换图案盘+白光, 图案往返流水由慢到快
- 棱镜盘: 任意二种棱镜效果且可叠合组合棱镜动态效果, 可正反向旋转切换效果
- 水平扫描: 540° 电子纠错
- 垂直扫描: 270° 电子纠错
- 通道模式: 24CH
- 显示: LCD



500W LED 3 in 1 Beam wash spot moving head cutting light

500W LED三合一切割摇头灯

WL-L500BSWC

- Voltage: AC90V-240V
 - Frequency: 50Hz/60Hz
 - Power: 650W
 - Light source: 500W
 - Dimming: 0-100% linear adjustment
 - Strobe: 0.5-9 times/second
 - Focusing: Linear focusing
 - Zoom: Linear zoom
 - Beam angle: 2° -60°
 - Optical lens: high-precision optical combination lens
 - Built in cutting disc, capable of cutting shapes freely
 - Color ratio: 13 colors+white light, rainbow effect speed adjustable, half step color effect
 - Color 2: 3 colors+white light+CTO, rainbow effect speed adjustable, half step color effect
 - Pattern disc: 7 replaceable pattern discs+white light, pattern flowing back and forth from slow to fast
 - Horizontal scan: 540° electronic error correction
 - Vertical scanning: 270° electronic error correction
 - Channel mode: 24CH
 - Display: LCD
-
- 电压: AC90V-240V
 - 频率: 50Hz/60Hz
 - 功率: 650W
 - 光源: 500W
 - 调光: 0-100%线性调节
 - 频闪: 0.5-9次/秒
 - 调焦: 线性调焦
 - 变焦: 线性变焦
 - 光束角度: 2° -60°
 - 光学镜头: 高精度光学组合镜头
 - 内置切割盘, 可随意切割图形
 - 颜色1: 13个颜色+白光, 彩虹效果速度可调, 半步颜色效果
 - 颜色2: 3个颜色+白光+CTO, 彩虹效果速度可调, 半步颜色效果
 - 图案盘: 7个可更换图案盘+白光, 图案往返流水由慢到快
 - 水平扫描: 540° 电子纠错
 - 垂直扫描: 270° 电子纠错
 - 通道模式: 24CH
 - 显示: LCD



WL-ML400BS

- Voltage: AC100-240V, 50/60Hz
- Power: 550W
- Module light source: high-power 400W white LED
- Optical angle: 4° - 35°
- Color temperature: 9000K
- LED life: greater than 20000 hours
- 1 color tray: 12 colors+white, color flowing, color rainbow achievable
- CMY endless color mixing
- 1 rotary pattern disc: with 7 pattern pieces+white light
- Enables autorotation, two-way flow, and jitter effects
- Pattern wheel can be positioned
- 1 fixed pattern disc: with 12 fixed patterns+white light
- Aperture: 5% - 100% smooth adjustment
- Dimming: Electronic 0-100% linear dimming with color macro function
- Atomization: Electronic 0-100% linear atomization soft light effect
- Amplification: 4° - 35° focus linear amplification
- Fast strobe, multiple strobe

- 电压: AC100-240V,50/60Hz
- 功率: 550W
- 模组光源: 大功率400W白光LED
- 光学角度: 4°-35°
- 色温: 9000K
- LED寿命: 大于20,000小时
- 1个色盘: 12个颜色+白色, 颜色流水、可实现颜色彩虹
- CMY无极混色
- 1个旋转图案盘: 带7个图案片+白光
- 可实现自转、双向流水、抖动效果
- 图案轮可定位
- 1个固定图案盘: 带12个固定图案+白光
- 光圈: 5%-100%顺滑调整
- 调光: 电子0-100%线性调光具备颜色宏功能
- 雾化: 电子0-100%线性雾化柔光效果
- 放大: 4°-35°调焦线性放大
- 快速频闪, 多频闪方式选择, 同步、平分、脉冲、随机



400W LED 3 IN 1 Beam Wash Spot Moving head light

400W LED 三合一摇头图案灯



300W LED 3 IN 1 Beam Wash Spot Moving head light

300W LED三合一摇头图案灯



WL-L300BWS

- Input power:AC100-240V 50/60 Hz
- Power consumption :300W
- DMX channel:17/20 channels
- Pan scan : 540°(16bit) Electric correction
- Tilt scan : 270° (16bit) Electric correction
- Color wheel: one color wheel,9 kinds of color chips in one color wheel
- Static Gobo: 8gobos+open
- Rotation Gobo:7 gobos+open
- Effect Wheel: 3 faced prism , Bi-directional rotation
- Lens optical system mechanical focus .beam Zoom angle 7°-35°
- Control mode:DMX512/Master-Slave/Auto run/ RDM
- Dimmer : 0- 100 %
- Strobe:0-20 HZ
- Display:LCD display
- WEIGHT&SIZE
- N.W: 13.5 KG
- G.W: 15.5 KG
- Packing size: 52*41.5*37cm

- 输入功率: AC100-240V 50/60 Hz
- 功耗: 300W
- DMX通道: 17/20通道
- 平移扫描: 540° (16位) 电校正
- 倾斜扫描: 270° (16位) 电校正
- 色轮: 一个色轮, 一个色盘中有9种色片
- 静态五子棋: 8个五子棋+开放
- 旋转五子棋: 7个五子棋+空位
- 效果轮: 3面棱镜, 双向旋转
- 透镜光学系统机械聚焦光束变焦角度7° -35°
- 控制模式: DMX512/主从/自动运行/RDM
- 调光器: 0-100%
- 频闪: 0-20赫兹
- 显示器: 液晶显示器
- 重量和尺寸
- N.重量: 13.5公斤
- G.重量: 15.5 KG
- 包装尺寸: 52*41.5*37cm

200W LED 3-IN-1 moving head Spot light 200W LED 三合一摇头光束图案灯

WL-M200BSW



- Voltage: AC90V-240V
- Frequency: 50Hz/60Hz
- Power: 380W
- Light source: 200W
- Lens: High-precision combination optical lens
- Color wheel: 1 color wheel, 9 colors + white light, rainbow effect speed adjustable, half-step color effect
- Fixed pattern plate: 1 fixed pattern plate, 10 patterns + white light, can rotate with variable speed in both directions
- Rotating disk: 1 rotating pattern disk, 7 replaceable pattern disks + white light, the pattern flows back and forth from slow to fast
- Prism plate: There is a built-in prism plate, which can be rotated forward and reverse to switch the effect.
- Horizontal scan: 540°
- Vertical scan: 270°
- Channel mode: 25CH
- Operation mode: DMX/automatic/voice control
- Display mode: LCD display

- 电压: AC90V-240V
- 频率: 50Hz/60Hz
- 功率: 380W
- 光源: 200W
- 镜头: 高精度组合光学镜头
- 颜色盘: 1个颜色盘, 9个颜色+白光, 彩虹效果速度可调, 半步颜色效果
- 固圆盘: 1个固定图案盘, 10个图案+白光, 可双向变速旋转
- 旋转盘: 1个旋转图案盘, 7个可更换图案盘+白光, 图案往返流水由慢到快
- 棱镜盘: 内置一个棱镜盘, 可正反向旋转切换效果
- 水平扫描: 540°
- 垂直扫描: 270°
- 通道模式: 25CH
- 操作模式: DMX/自动/声控
- 显示模式: LCD显示屏

150W LED Moving head spot light LED 150W 图案灯

- Voltage: AC90V-240V
- Frequency: 50Hz/60Hz
- Power: 210W
- Light source: 150W
- Number of LED background light sources: 20
- LED backlight power: 0.2W
- Lens: High-precision combined optical lens
- Color wheel: 1 fixed color wheel, 7 colors + white light, rainbow effect speed adjustable, half-step color effect
- Pattern 1: 8 patterns + white light
- Gobo 2: 6 replaceable rotating gobo discs + white light, gobo can be rotated at variable speed
- Prism disk: There is a built-in prism, which can be rotated forward and reverse.
- Horizontal scan: 540° electronic error correction
- Vertical scan: 270° electronic error correction
- Channel mode: 22CH
- Operation mode: DMX512/automatic/voice control
- Display: LCD

- 电压: AC90V-240V
- 频率: 50Hz/60Hz
- 功率: 210W
- 光源: 150W
- LED背景光源数量: 20个
- LED背景光源功率: 0.2W
- 镜头: 高精度组合光学镜头
- 颜色盘: 1个固定颜色盘, 7个颜色+白光, 彩虹效果速度可调, 半步颜色效果
- 图案1: 8个图案+白光
- 图案2: 6个可更换旋转图案盘+白光, 图案可变速旋转
- 棱镜盘: 内置1个棱镜, 可正反向旋转。
- 水平扫描: 540° 电子纠错
- 垂直扫描: 270° 电子纠错
- 通道模式: 22CH
- 操作模式: DMX512/自动/声控
- 显示: LCD

WL-GB150





12x40W
LED Zoom moving head light
12X40W LED点控调焦染色灯

WL-L1240

- Voltage / 电压: AC90V-240V
- Frequency / 频率: 50Hz/60Hz
- Power / 功率: 600W
- Light source / 光源: 12*40W (4IN1-R G B W)
- Horizontal scan: 540° electronic error correction
 水平扫描: 540° 电子纠错
- Vertical scan: 270° electronic error correction
 垂直扫描: 270° 电子纠错
- Channel mode: 16CH/38CH
 通道模式: 16CH/38CH
- Control mode: DMX512/automatic/voice control
 控制模式: DMX512/自动/声控
- Display: LCD
 显示屏: LCD



LED Zoom Moving Head Light
LED 染色摇头灯



7x40W
LED Zoom moving head light
7X40W led点控调焦染色灯

WL-L740

- Voltage / 电压: AC90V-240V
- Frequency / 频率: 50Hz/60Hz
- Power / 功率: 450W
- Light source / 光源: 7*40W (4IN1-R G B W)
- Horizontal scan: 540° electronic error correction
 水平扫描: 540° 电子纠错
- Vertical scan: 270° electronic error correction
 垂直扫描: 270° 电子纠错
- Channel mode: 16CH/38CH
 通道模式: 16CH/38CH
- Control mode: DMX512/automatic/voice control
 控制模式: DMX512/自动/声控
- Display / 显示屏: LCD

37X15W LED Zoom Moving Head Light 37X15W LED调焦摇头染色灯



WL-L3715Z


- 电压 : AC90V-240V
 - 频率 : 50Hz/60Hz
 - 功率 : 650W
 - 光源 : 37*15W (4IN1-R G B W)
 - 水平扫描 : 540°
 - 垂直扫描 : 270°
 - 控制模式 : DMX512/自动/声控
 - 通道模式 : 22CH/50CH
 - 显示模式 : LCD显示屏
 - 包装尺寸 : 46*36*49CM
 - 毛重 : 16KG
- Voltage: AC90V-240V
 - Frequency: 50Hz/60Hz
 - Power: 650W
 - Light source: 37 * 15W (4IN1-R G B W)
 - Horizontal scanning: 540 °
 - Vertical scanning: 270 °
 - Control mode: DMX512/automatic/voice control
 - Channel mode: 22CH/50CH
 - Display mode: LCD display
 - Package size: 46 * 36 * 49CM
 - Gross weight: 16KG



19x15W LED zoom moving head light LED 19颗调焦染色摇头灯

WL-L1915

- Voltage / 电压: AC90V-240V
- Frequency / 频率: 50Hz/60Hz
- Power/ 功率: 350W
- Light source / 光源 : 19*15W (4IN1-R G B W)
- Horizontal scan: 540° electronic error correction
水平扫描 : 540° 电子纠错
- Vertical scan: 270° electronic error correction
垂直扫描 : 270° 电子纠错
- Control mode: DMX512/automatic/voice control
控制模式 : DMX512/自动/声控
- Channel mode: 16CH/24CH
通道模式 : 16CH/24CH
- Display / 显示屏 : LCD





36X10W 4 in 1 led zoom moving head light/circleLED

LED 36颗10W调焦染色摇头灯/圈控

WL-L3610

- Voltage / 电压 : AC90V-240V
- Frequency / 频率 : 50Hz/60Hz
- Power / 功率: 400W
- Light source / 光源 : 36*10W (4IN1 R G B W)
- Horizontal scan: 540° electronic error correction
水平扫描: 540° 电子纠错
- Vertical scan: 270° electronic error correction
垂直扫描: 270° 电子纠错
- Control mode: DMX512/automatic/voice control
控制模式: DMX512/自动/声控
- Channel mode / 通道模式: 14CH
- Display / 显示屏: LCD

108x3W LED Moving head light

LED 108颗染色摇头灯

WL-L1083

- Voltage / 电压: AC90V-240V
- Frequency / 频率 : 50Hz/60Hz
- Power / 功率: 400W
- Light source / 光源: 108*3W (R30 G30 B30 W18)
- Horizontal scan: 540° electronic error correction
水平扫描: 540° 电子纠错
- Vertical scan: 270° electronic error correction
垂直扫描: 270° 电子纠错
- Control mode: DMX512/automatic/voice control
控制模式: DMX512/自动/声控
- Channel mode / 通道模式: 14CH
- Display / 显示屏: LCD



WL-L3618

36x18W 6 in 1 LED Zoom Moving head light

LED 36颗18W 调焦染色摇头灯

- Voltage / 电压 : AC90V-240V
- Frequency / 频率 : 50Hz/60Hz
- Power / 功率: 400W
- Light source / 光源 : 36*18W (6IN1-R G B W Y UV)
- Horizontal scan: 540° electronic error correction
水平扫描: 540° 电子纠错
- Vertical scan: 270° electronic error correction
垂直扫描: 270° 电子纠错
- Control mode: DMX512/automatic/voice control
控制模式: DMX512/自动/声控
- Channel mode / 通道模式: 22CH
- Display / 显示屏: LCD





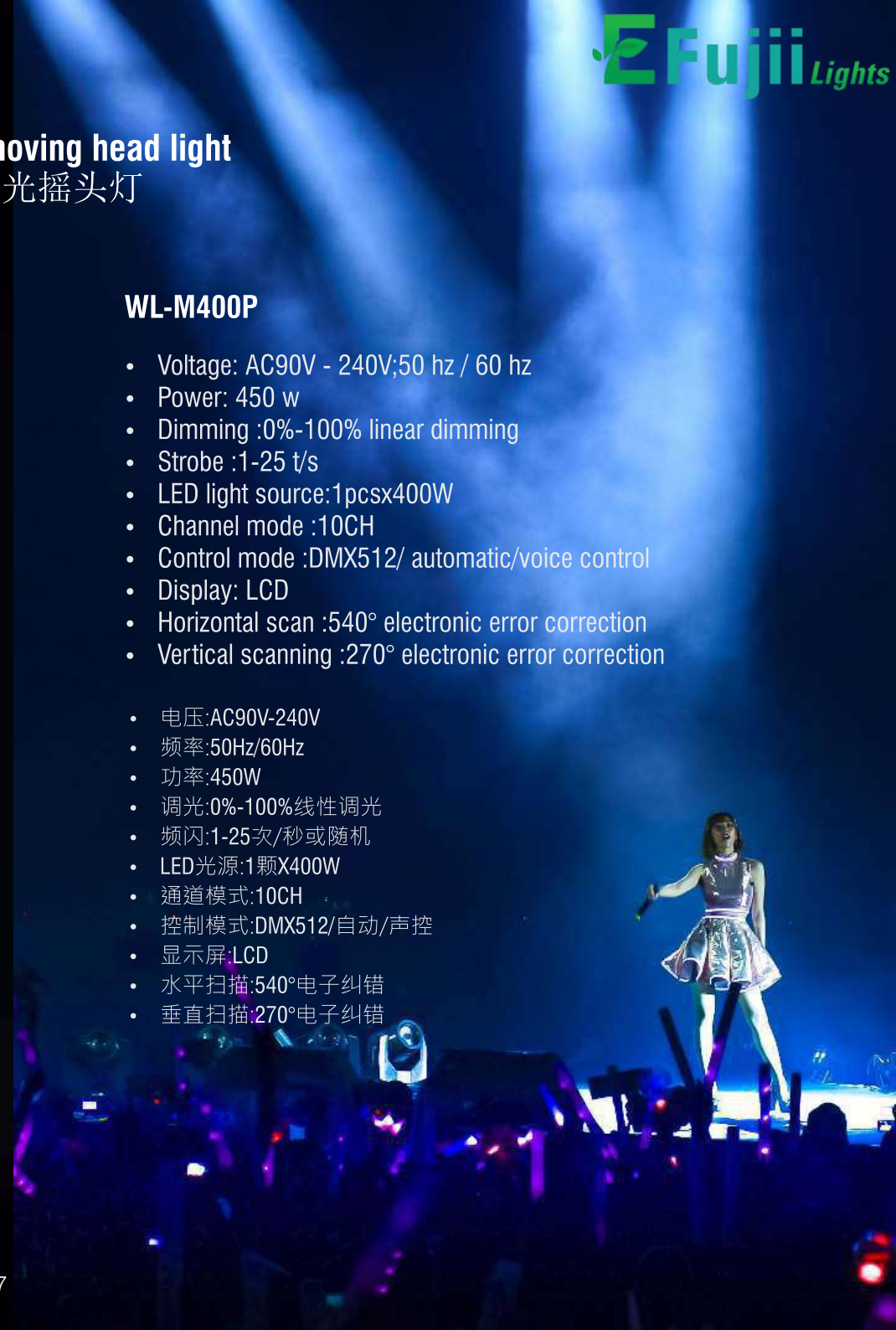
LED 400W moving head light

Led 400W面光摇头灯

WL-M400P

- Voltage: AC90V - 240V;50 hz / 60 hz
- Power: 450 w
- Dimming :0%-100% linear dimming
- Strobe :1-25 t/s
- LED light source:1pcsx400W
- Channel mode :10CH
- Control mode :DMX512/ automatic/voice control
- Display: LCD
- Horizontal scan :540° electronic error correction
- Vertical scanning :270° electronic error correction

- 电压:AC90V-240V
- 频率:50Hz/60Hz
- 功率:450W
- 调光:0%-100%线性调光
- 频闪:1-25次/秒或随机
- LED光源:1颗X400W
- 通道模式:10CH
- 控制模式:DMX512/自动/声控
- 显示屏:LCD
- 水平扫描:540°电子纠错
- 垂直扫描:270°电子纠错





LED 4 eye zoom moving head par light LED 4眼调焦摇头面光帕灯

WL-LM0450P

- Voltage: AC100~240V, 50/60Hz
- Power: 250W
- Light source: 4 pieces of 50W COB
- Color temperature: Warm white 3200K, cold white 5600K optional
- Light source lifespan: 100000 hours
- Beam angle: 12 degrees, 24 degrees optional
- Dimming: 0-100%
- Channel: 8CH
- Control mode: DMX512, master-slave mode
- 电压: AC100~240V, 50/60Hz
- 功率: 250W
- 光源: 4颗50W COB
- 色温: 暖白3200K, 冷白5600K可选
- 光源寿命: 100,000 小时
- 光束角度: 12度, 24度可选
- 调光: 0~100%
- 通道: 8CH
- 控制模式: DMX512, 主从模式



4x60W led moving head beam light double side 4颗LED双面无极摇头光束灯

WL-M0460MB

- Voltage: AC100~240V 50/60HZ
- Power: 400W
- Lamp beads: 5060 lamp beads, 60W * 4 pieces. 9 3535 LED beads and 108 5050 LED beads
- Control mode: DMX512, self-propelled, master-slave, voice control, with RDM function.
- Channels: CH20, CH34, Ch93
- Dimming: 32bit 0-100% linear dimming
- Features: XY shaking head+beam+burst flash+XY infinite+auxiliary light
- Working temperature: -30 ° C~50 ° C
- Strobe frequency: 1-30Hz
- Appearance: Metal, black
- Connection method: DMX512 input/output/power input/output.
- IP level: Ip20
- 电压: AC100~240V 50/60HZ
- 功率: 400W
- 灯珠: 5060灯珠60W*4颗。3535灯珠9颗, 5050灯珠108颗
- 控制方式: DMX512、自走、主从、声控、带RDM功能。
- 通道: CH20、CH34、CH93
- 调光: 32bit 0~100%线性调光
- 特点: XY摇头+光束+爆闪+XY无极+辅光
- 工作温度: -30度~50度
- 频闪频率: 1~30HZ
- 外观: 金属、黑色
- 连接方式: DMX512输入输出 / 电源输入输出。
- IP 等级: Ip20



Led RGB moving head strobe light

Led RGB摇头频闪灯

WL-M400ST

- Voltage: AC100~240V, 50/60hz
- Power: 400W
- Lamp beads: 960 rgb+w, section 8+8/12+12
- Control mode: DMX512, Auto, master-slave, voice control, with RDM function.
- Channel: ch8, ch20, Ch52
- Dimming: 32bit 0~100% linear dimming
- Features: Flash + dyeing + effect + shaking head
- Working temperature: -30 °C ~50 °C
- Stroboscopic frequency: 1~30hz

- 电压: AC100~240V, 50/60hz
- 功率: 400W
- 灯珠: 960 rgb+w, 截面8+8/12+12
- 控制方式: DMX512, 自走, 主从, 自走, 带RDM功能。
- 通道: ch8、ch20、CH52
- 调光: 32位0~100%线性调光
- 特点: 闪光+染色+效果+摇头
- 工作温度: -30°C~50°C
- 频闪频率: 1~30hz



36 x 3W LED moving head matrix light

36颗3W LED 摇头矩阵灯

WL-M3603M

- Voltage: AC100~240V 50/60HZ
- Power: 200W
- Lamp beads: 36 warm light beads for main light*3W (36 segments), 648 5050RGB lamp beads for auxiliary light (36 segments)
- Color temperature: warm light 3200K
- Control mode: DMX512, self-propelled, master-slave, voice control, with RDM function
- Channel: CH6, CH16, Ch146
- Dimming: 32bit 0~100%
- Linear dimming features: strobe+dye+effect+shaking head
- Working temperature: -30 degrees ~ 50 degrees
- Strobe frequency: 1~30HZ
- Appearance: Metal, black Connection method: DMX512 input and output / power input and output.
- IP rating: Ip20
- Inner box size: 56*15*32cm
- Carton box size: 58*32*35cm (2 in 1)
- Net weight: 5.8KG Gross weight: 6.3KG

- 电压: AC100~240V 50/60HZ
- 功率: 200W
- 灯珠: 主光暖光灯珠36颗*3W (36段), 辅光5050RGB灯珠648颗 (36段)
- 色温: 暖光 3200K
- 控制方式: DMX512、自走、主从、声控、带RDM功能
- 通道: CH6、CH16、CH146
- 调光: 32bit 0~100%
- 线性调光特点: 爆闪+染色+效果+摇头
- 工作温度: -30度~50度
- 频闪频率: 1~30HZ
- 外观: 金属、黑色连接方式: DMX512输入输出 / 电源输入输出。
- IP 等级: Ip20
- 内箱尺寸: 56*15*32cm
- 外箱尺寸: 58*32*35cm (2个/装)
- 净重: 5.8KG毛重: 6.3KG

5X60W LED double side infinite moving head light

5颗60W LED双面无极摇头灯



WL-L0560M

- Input voltage range: 100-240 V, 50/60 Hz
- Power consumption: 500W
- LED light source: front: 5x 60W RGBW 4in1 LED
- Back: 42x 3W white LED+84x 0.3W RGB 3in1 LED
- Front: Each pixel controls 5 RGBW LEDs;
- Back: 14 segments of pixel control, 9 leds per segment.
- Zoom: 3.8 ° - 50 ° Channel: 24CH/29CH/105CH
- LED life: 50000 hours
- Beam, cleaning, stroboscopic multi-effect, translation, tilt and infinite rotation
- Electronic stroboscopic effect, up to 20 Hz
- High resolution electronic dimming: 0-100%
- Pan/tilt motion: 360 degrees infinite rotation
- Power connector: Powercon input/output
- DMX connector: 3-pin XLR input/output
- Net weight: 13kg

- 输入电压范围: 100-240 V, 50/60 Hz
- 功耗: 500W
- LED光源: 正面: 5x 60W RGBW 4in1 LED
- 背面: 42x 3W白色LED+84x 0.3W RGB 3in1 LED
- 正面: 每个像素控制5个RGBW LED ;
- 背面: 14段像素控制, 每段9个led。
- 变焦: 3.8°-50°频道: 24CH/29CH/105CH
- LED寿命: 50000小时
- 光束、清洗、频闪多效、平移倾斜无限旋转
- 电子频闪效应, 最高可达20 Hz
- 高分辨率电子调光: 0-100%
- 平移/倾斜运动: 360度无限旋转
- 电源连接器: Powercon输入/输出
- DMX连接器: 3针XLR输入/输出
- 净重: 13kg



6X40W LED moving head matrix light double side

6颗40W LED摇头矩阵灯双面无极刀锋频闪灯



WL-M0640DS

- Voltage: AC100-240V, 50-60HZ
- Power: 340W
- LED Source : 6x40W 4-in-1 RGBW LED
- Control mode: DMX512, self-propelled, master-slave, voice controlled
- Channel: 17/37ch
- Dimming: 0-100% linear dimming
- X-axis infinite shaking head, Y-axis 270 degree shaking head
- IP level: Ip20

- 电压: AC100-240V, 50-60HZ
- 功率: 340W
- 灯珠: 6颗40W 4合一 RGBW LED
- 控制方式: DMX512, 自走, 主从, 声控
- 通道: 17/37ch
- 调光: 0-100% 线性调光
- X轴无极摇头, Y轴270度摇头
- IP等级: IP20



6X40W LED 4in 1 RGBW moving head matrix light 6颗40W LED全彩摇头矩阵灯



WL-L640M

- Voltage: AC100-240V, 50-60HZ
- Power: 340W
- Beads: 6x40W 4-in-1 RGBW LED
- Control mode: DMX512, self-propelled, master-slave, voice control
- Channel: 17/37ch
- Dimming: 0-100% linear dimming
- X-axis infinite shaking head, Y-axis 270 ° shaking head
- IP grade: Ip20
- Product size: 60 * 25 * 35CM
- Net weight: 9KG

- 电压: AC100-240V, 50-60HZ
- 功率: 340W
- 灯珠: 6x40W 4合一 RGBW LED
- 控制方式: DMX512, 自走, 主从, 声控
- 通道: 17/37ch
- 调光: 0-100% 线性调光
- X轴无极摇头, Y轴270度摇头
- IP等级: IP20
- 产品尺寸: 60*25*35CM
- 净重: 9KG

5X40W led moving head beam light 5X40W Led扫描摇头光束灯



WL-L0540M

- Voltage: 100-240V, 50/60Hz
- LED Source 1: 5X40W 4 in 1 led
- LED Source 2: 6X20W white COB
- Total power: 350W
- Channel: 44/29/18/14 channel
- Beam angle: 2.5°
- Dimming: 0-100% linear dimming
- Strobe: 15 times/sec, adjustable speed
- X axis horizontal infinite
- Y axis vertical movement 220°
- Control mode: self-propelled, DMX512, voice control, master-slave mode
- Display screen: LED touch screen + 4 key screens.
- Built-in a variety of self-propelled programs, automatic calibration analysis program

- 电压: 100-240V, 50/60Hz
- LED光源1: 5X40W 4合1 LED
- LED光源2: 6X20W白色COB
- 总功率: 350W
- 通道: 44/29/18/14通道
- 光束角度: 2.5°
- 调光: 0-100% 线性调光
- 频闪: 15次/秒, 速度可调
- X轴水平无极
- Y轴垂直运动220°
- 控制模式: 自走, DMX512, 声控, 主从模式
- 显示屏: LED触摸屏+4个按键屏。
- 内置多种自走程序, 自动校正分析程序

LED 25X15W Matrix Light

LED 25X15W 摇头矩阵灯

WL-L2515

Voltage / 电压: AC90V-240V
 Frequency / 频率: 50Hz/60Hz
 Power / 功率: 350W
 Light source / 光源: 25*15W (4IN1 R G B W)
 Horizontal scan: 540°+ Promise
 水平扫描: 540° + 无极
 Vertical Scan: 270°+ Promise
 垂直扫描: 270° + 无极
 Channel Mode: 28CH/112CH
 通道模式: 28CH/112CH
 Control mode: DMX512/automatic/voice control
 控制模式: DMX512/自动/声控
 Display: LCD
 显示屏: LCD



LED 12X40W
LED zoom moving head matrix light with ring
LED 12颗40W rgbw调焦矩阵摇头灯带辅光



WL-L1240R

- | | |
|--|--|
| <ul style="list-style-type: none"> • Voltage: AC90V-240V • Frequency: 50Hz/60Hz • Power: 600W • Light source: 12 * 40W (4IN1-R G B W) • Auxiliary light: 140 * 0.2W (3IN1-R G B) • Channel mode: 18CH/60CH • Control mode: DMX512/automatic/voice control • Vertical scanning: 270° electronic error correction • Display screen: LCD | <ul style="list-style-type: none"> • 电压: AC90V-240V • 频率: 50Hz/60Hz • 功率: 600W • 光源: 12*40W (4IN1-R G B W) • 辅光: 140*0.2W (3IN1-R G B) • 通道模式: 18CH/60CH • 控制模式: DMX512/自动/声控 • 垂直扫描: 270° 电子纠错 • 显示屏: LCD |
|--|--|

12x40W
LED Zoom moving head matrix light
12x40W LED 点控调焦摇头光束矩阵灯



WL-LT1240

- | | |
|---|--|
| <ul style="list-style-type: none"> • Voltage: AC90V-240V • Frequency: 50Hz/60Hz • Power: 600W • Light source: 12*40W (4IN1-R G B W) • Channel mode: 12CH/52CH • Control mode: DMX512/automatic/voice control • Vertical scan: 270° electronic error correction • Display: LCD | <ul style="list-style-type: none"> • 电压: AC90V-240V • 频率: 50Hz/60Hz • 功率: 600W • 光源: 12*40W (4IN1-R G B W) • 通道模式: 12CH/52CH • 控制模式: DMX512/自动/声控 • 垂直扫描: 270° 电子纠错 • 显示屏: LCD |
|---|--|

6x40W
LED Zoom moving head matrix light
6x40W LED 点控调焦摇头光束矩阵灯

WL-LT0640

- | | |
|--|---|
| <ul style="list-style-type: none"> • Voltage: AC90V-240V • Frequency: 50Hz/60Hz • Power: 350W • Light source: 6*40W (4IN1-R G B W) • Channel mode: 14CH/38CH • Control mode: DMX512/automatic/voice control • Vertical scan: 270° electronic error correction • Display: LCD | <ul style="list-style-type: none"> • 电压: AC90V-240V • 频率: 50Hz/60Hz • 功率: 350W • 光源: 6*40W (4IN1-R G B W) • 通道模式: 14CH/38CH • 控制模式: DMX512/自动/声控 • 垂直扫描: 270° 电子纠错 • 显示屏: LCD |
|--|---|



LED 10X60W Zoom moving head matrix light with auxiliary LED 10颗60W调焦矩阵摇头灯辅光款

WL-L1060BZ



- Voltage: AC90V-240V
- Frequency: 50Hz/60Hz
- Power: 600W
- Light source: 10*60W (4IN1-R G B W)
- Auxiliary light: 130*0.2W (3IN1-R G B)
- Channel mode: 18CH/60CH
- Control mode: DMX512/automatic/voice control
- Vertical scanning: 270° electronic error correction
- Display screen: LCD

- 电压: AC90V-240V
- 频率: 50Hz/60Hz
- 功率: 600W
- 光源: 10*60W (4IN1-R G B W)
- 辅光: 130*0.2W (3IN1-R G B)
- 通道模式: 18CH/60CH
- 控制模式: DMX512/自动/声控
- 垂直扫描: 270° 电子纠错
- 显示屏: LCD

22 x 5W LED moving head matrix light 22颗5W长条LED摇头矩阵镭幕灯

WL-L2205MB



- Voltage: AC100~220V 50/60HZ
- Power: 250W
- LED light source: 22x5W single-color lamp beads + 616 3-IN-1 5050 lamp beads.
- Control mode: DMX512, self-propelled, master-slave, voice control, with RDM function.
- Channel: CH07, CH16, Ch91
- Dimming: 32bit 0~100% linear dimming
- Features: dyeing + beam + fill light + swing
- Working temperature: -30 degrees ~ 50 degrees
- Strobe frequency: 1~30HZ
- Appearance: metal, black
- Connection method: DMX512 input and output/power input and output.
- IP rating: Ip20

- 电压: AC100~220V 50/60HZ
- 功率: 250W
- LED 光源: 22颗5W 单色灯珠+616颗三合一5050灯珠
- 控制方式: DMX512、自走、主从、声控、带RDM功能。
- 通道: CH07、CH16、CH91
- 调光: 32bit 0~100%线性调光
- 特点: 染色+光束+辅光+摇摆
- 工作温度: -30度~50度
- 频闪频率: 1~30HZ
- 外观: 金属、黑色
- 连接方式: DMX512输入输出 / 电源输入输出。
- IP 等级: Ip20

12X40W LED 4 in 1 point control moving head
LED 12颗40W 摇头矩阵灯

LED 10x40W matrix light
LED 10颗40W 矩阵摇头灯



WL-L1240

- | | |
|--|---|
| <ul style="list-style-type: none"> • Voltage: AC90V-240V • Frequency: 50Hz/60Hz • Power: 500W • Number of LED light sources: 12 • Light source: 12 * 40W (4IN1-R G B W) • Channel mode: 12CH/52CH • Control mode: DMX512/automatic/voice control • Vertical scanning: 270° • Display mode: LED display screen | <ul style="list-style-type: none"> • 电压: AC90V-240V • 频率: 50Hz/60Hz • 功率: 500W • LED光源数量: 12颗 • 光源: 12*40W (4IN1-R G B W) • 通道模式: 12CH/52CH • 控制模式: DMX512/自动/声控 • 垂直扫描: 270° • 显示模式: LED显示屏 |
|--|---|

WL-L1040

- | | |
|---|--|
| <ul style="list-style-type: none"> • Voltage: AC90V-240V • Frequency: 50Hz/60Hz • Power: 500W • Light source: 10*40W 4IN1-R G B W LED • Channel mode: 12CH/60CH • Control mode: DMX512/automatic/voice control • Vertical scan: 270° electronic error correction • Display: LED | <ul style="list-style-type: none"> • 电压: AC90V-240V • 频率: 50Hz/60Hz • 功率: 500W • 光源: 10*40W 4合一 RGBW灯珠 • 通道模式: 12CH/60CH • 控制模式: DMX512/自动/声控 • 垂直扫描: 270° 电子纠错 • 显示屏: LED |
|---|--|

10X80W LED matrix light

10颗80W LED矩阵灯带辅光



WL-L1080MB

- Voltage: AC100~240V 50/60HZ
- Control mode: DMX512, self-propelled, master-slave, voice control, with RDM function.
- Beads: Main light: 10X80W+Auxiliary light: 5050RGB 180pcs
- Channels: CH4, CH15, Ch24
- Dimming: 32bit 0-100% linear dimming
- Features: Beam+Flash+Auxiliary Light+Dyeing
- Working temperature: -30 °C~50 °C
- Strobe frequency: 1-30Hz
- Appearance: Metal, black
- Connection method: DMX512 input/output/power input/output.
- IP level: Ip20

- 电压: AC100~240V 50/60HZ
- 控制方式: DMX512、自走、主从、声控、带RDM功能。
- 灯珠: 主光: 10颗80瓦 + 辅光: 5050RGB180颗
- 通道: CH4、CH15、CH24
- 调光: 32bit 0~100%线性调光
- 特点: 光束+爆闪+辅光+染色
- 工作温度: -30度~50度
- 频闪频率: 1~30HZ
- 外观: 金属、黑色
- 连接方式: DMX512输入输出 / 电源输入输出。
- IP 等级: Ip20

LED 10X60W

Zoom moving head matrix light with auxiliary

LED 10颗60W调焦矩阵摇头灯辅光款




WL-L1060BZ

- Voltage: AC100~240V 50/60HZ
- Power: 90W
- Lamp beads: 441 5050 RGB lamp beads
- Control mode: DMX512, self-propelled, master-slave, voice control, with RDM function.
- Channels: CH1, CH18, CH154, Ch162
- Dimming: 32bit 0-100% linear dimming
- Features: XY shaking head+burst flash+dyeing
- Working temperature: -30 °C~50 °C
- Strobe frequency: 1-30Hz
- Appearance: Metal, black
- Connection method: DMX512 input/output/power input/output.
- IP level: Ip20

- 电压: AC100~240V 50/60HZ
- 功率: 90W
- 灯珠: 441颗5050 RGB灯珠
- 控制方式: DMX512、自走、主从、声控、带RDM功能。
- 通道: CH1、CH18、CH154、CH162
- 调光: 32bit 0~100%线性调光
- 特点: XY摇头+爆闪+染色
- 工作温度: -30度~50度
- 频闪频率: 1~30HZ
- 外观: 金属、黑色
- 连接方式: DMX512输入输出 / 电源输入输出。
- IP 等级: Ip20

36X15W Led rgbw matrix beam light 36颗15W LED全彩光束矩阵灯



WL-L3615M

- Power supply: AC90V-240V
- Frequency: 50/60Hz
- Power: 500W
- Dimming: 0% - 100% linear dimming
- Strobe: 1-25 times/second or random
- Number of LED beams: 36
- LED bead power: 15W (4IN1-R G B W)
- DMX connector: 3Pin XLR
- Channel mode: 4CH/12CH/144CH
- Operating mode: DMX512/automatic/voice control
- Display mode: LED

- 电源: AC90V-240V
- 频率: 50/60Hz
- 功率: 500W
- 调光: 0%-100%线性调光
- 频闪: 1-25次/秒或随机
- LED光束数量: 36颗
- LED灯珠功率: 15W (4IN1-R G B W)
- DMX接头: 3Pin XLR
- 通道模式: 4CH/12CH/144CH
- 操作模式: DMX512/自动/声控
- 显示方式: LED

Led 49 X 3W matrix light LED 49颗3W矩阵灯

WL-J4903A



- Power supply / 电源 : AC90V-240V
- Frequency / 频率 : 50/60Hz
- Power / 功率 : 200W
- Dimming: 0%-100% linear dimming
调光: 0%-100%线性调光
- Strobe: 1-25 times/sec or random
频闪: 1-25次/秒或随机
- LED beam angle / LED光束角度: 4° : 4°
- Number of LED beams: 49
LED光束数量: 49颗
- LED lamp bead power / LED灯珠功率: 3W (3IN1-RGB)
- DMX connector / DMX接头 : 3Pin XLR
- Channel mode / 通道模式: 8CH/112CH
- Operation mode: DMX512/automatic/voice control
操作模式: DMX512/自动/声控
- Display mode / 显示方式: LED

49*3W/36*3W LED Matrix Light 49颗/36颗LED 二合一矩阵灯

WL-J4903B
WL-J3603B



- Voltage: AC90V-240V
- Frequency: 50Hz/60Hz
- Power: 240W
- Main light: 36 * 3W/49 * 3W LED
- Auxiliary light: 216 * 0.2W (3IN1-R G B)
- Channel mode: 13CH/48CH/144CH
- DMA connector: 3Pin XLR
- Operating mode: DMX512/automatic/voice control
- Display mode: LED display screen

- 电压: AC90V-240V
- 频率: 50Hz/60Hz
- 功率: 240W
- 主光: 36*3W/49*3W LED
- 辅光: 216*0.2W (3IN1-R G B)
- 通道模式: 13CH/48CH/144CH
- DMX接头: 3Pin XLR
- 操作模式: DMX512/自动/声控
- 显示模式: LED显示屏

Led 36 X 3W matrix light LED 36颗3W矩阵灯

WL-J3603A



- Power supply / 电源 : AC90V-240V
- Frequency / 频率 : 50/60Hz
- Power / 功率 : 150W
- Dimming: 0%-100% linear dimming
调光: 0%-100%线性调光
- Strobe: 1-25 times/sec or random
频闪: 1-25次/秒或随机
- LED beam angle / LED光束角度
- Number of LED beams: 36
LED光束数量: 36个
- LED lamp power: 3W
LED灯珠功率: 3W
- DMX connector / DMX接头: 3Pin XLR
- Channel Mode / 通道模式: 40CH
- Operation mode: DMX512/automatic/voice control
操作模式: DMX512/自动/声控
- Display mode / 显示方式 : LED

14x3W 3in1 LED Matrix Light LED 14颗三合一矩阵灯

WL-J1403B

- Power supply / 电源 : AC90V-240V
- Frequency / 频率 : 50/60Hz
- Power / 功率 : 150W
- Main light / 主光 : 14*3W
- Auxiliary light / 辅光 : 168*0.2W (3IN1-RGB)
- White light / 白光 : 168*0.2W
- Channel mode / 通道模式 : 5CH/14CH/71CH
- DMX connector / DMX接头: 3Pin XLR
- Operation mode: DMX512/automatic/voice control
操作模式: DMX512/自动/声控
- Display mode / 显示方式 : LED



14X3W 2in1 LED Matrix Light LED 14颗二合一矩阵灯

WL-J1403A



- Voltage / 电压 : AC90V-240V
- Frequency / 频率 : 50Hz/60Hz
- Power / 功率: 84W
- Main light / 主光: 14*3W
- Auxiliary light / 辅光: 56*0.2W (3IN1-R G B)
- Channel mode / 通道模式 : 10CH/24CH/56CH
- DMX connector / DMX接头: 3Pin XLR
- Operation mode / 操作模式: DMX512/automatic自动/voice control 声控
- Display mode / 显示方式 : LED

14x3W Gold Matrix Lights 14颗黄金矩阵灯



WL-J1403

- Power supply / 电源: AC90V-240V
- Frequency / 频率: 50/60Hz
- Power / 功率: 45W
- Dimming: 0%-100% linear dimming
调光: 0%-100%线性调光
- Strobe: 1-25 times/sec or random
频闪: 1-25次/秒或随机
- Light source / 光源 : 14*3W
- DMX connector / DMX接头: 3Pin XLR
- Channel mode / 通道模式: 18CH
- Operation mode / 操作模式: DMX512/automatic自动/
voice control 声控
- Display mode / 显示方式 : LED

LED 25*30W led rgb matrix light

LED 25*30W 3IN1-RGB 矩阵灯



MY-L2530W

- Voltage : AC100-240V/50-60Hz
- Power : 800W
- Led source : 25*30W LED (3IN1-R G B)
- Led lifespan : about 50000 hours
- Luminous flux: Philips lens 3303lm / diffusion lens 2994lm
- The best projection distance: 4 meters -500 meters
- Optics and properties
- Dimmer : 0 ~ 100% linear dimming
- Strobe : 0~25/s

5X30W Led rgb matrix light point control

5颗30W全彩三合一LED点阵矩阵灯



WL-L530M

- Main features: high-power high-brightness LED, energy efficient; four digital display, With power, signal indication; display inverted, auto-off function; stand-alone operation,
- DMX control, master and slave synchronous operation; preset self-running programs and scenes;
- Then designed to facilitate the use of multiple combination; over-temperature protection.
- Control mode : DMX, master-slave
- Beam angle : 240、380 and 600 (choose)
- Color range : 16.7 million colors (0 ~ 100% saturation adjustable)
- Control mode : DMX512、master-slave,sound,auto
- Suitable for stage background, edge effects, multiple channels of the shock effect, with 30W bright LED, make your stage more brilliant.

- 电源: AC100-240V/50-60Hz
- 功率: 800W
- 光源: 25*30W LED (3IN1-R G B)
- 寿命: 约50000
- 光通量: 菲利浦透镜3303lm/扩散透镜2994 lm
- 最佳投射距离: 4米-500米
- 光学及特性
- 调光: 线性调光0~100%
- 频闪: 0~25次/秒
- 主要性能: 大功率高亮度LED, 高效节能; 四位数码管显示, 带电源、信号指示; 显示倒置, 自动关闭功能; 单机运行, DMX控制, 主从机同步运行; 预设自走程序和场景; 快速拼接设计方便多台组合使用; 过温保护功能。
- 操作模式: DMX模式, 主从模式
- 光束角度: 24度、38度与60度选择
- 颜色范围: 1670万种颜色 (0~100%饱和度可调)
- 控制模式: DMX512模式、主从机模式、自走模式、声控模式
- 适合做舞台背景, 做边沿效果, 多个通道的震撼效果, 采用30W高亮LED, 使您的舞台更加绚丽。
- 毛重: 18KG

- Voltage: AC100~240V 50/60HZ
- Power: 110W
- Beads: 5 COB Beads
- Control mode: DMX512, self-propelled, master-slave, voice control, with RDM function.
- Channels: CH03, CH07, CH15, Ch19
- Dimming: 32bit 0~100% linear dimming
- Features: dyeing+flash
- Working temperature: - 30 ℃~50 ℃
- Stroboscopic frequency: 1~30HZ
- Appearance: metal, black
- Connection mode: DMX512 input/output/power input/output.
- IP grade: Ip20
- Lamp size: 57 * 9 * 11CM
- Weight: 5KG

- 电压: AC100~240V 50/60HZ
- 功率: 110W
- 灯珠: 5颗COB灯珠
- 控制方式: DMX512、自走、主从、声控、带RDM功能。
- 通道: CH03、CH07、CH15、CH19
- 调光: 32bit 0~100%线性调光
- 特点: 染色+爆闪
- 工作温度: -30度~50度
- 频闪频率: 1~30HZ
- 外观: 金属、黑色
- 连接方式: DMX512输入输出 / 电源输入输出。
- IP等级: Ip20
- 灯具尺寸: 57*9*11CM
- 重量: 5KG

LED 216-segment strip strobe light

LED 216段长条频闪灯



- Voltage: AC100~240V 50/60HZ
- Power: 130W
- Lamp beads: 864 pcs 5050 three-color LED lamp beads
- Control mode: DMX512, self-propelled, master-slave, voice control, with RDM function.
- Channel: C003, C009, C162, C168
- Dimming: 32bit 0~100% linear dimming
- Features: 216 stages of horse racing + dyeing + flashing
- Working temperature: -30 degrees ~ 50 degrees
- Strobe frequency: 1~30HZ
- Appearance: metal, black
- Connection method: DMX512 input and output/power input and output.
- IP rating: Ip20
- Lamp size: 100*7.5*14.5
- Carton size: 105*28*45
- Weight: 3.2kg

- 电压: AC100~240V 50/60HZ
- 功率: 130W
- 灯珠: 864 颗 5050 三色 LED 灯珠
- 控制方式: DMX512、自走、主从、声控、带 RDM 功能。
- 通道: C003、C009、C162、C168
- 调光: 32bit 0~100%线性调光
- 特点: 216 段跑马+染色+爆闪
- 工作温度: -30 度~50 度
- 频闪频率: 1~30HZ
- 外观: 金属、黑色
- 连接方式: DMX512 输入输出 / 电源输入输出。
- IP 等级: Ip20
- 灯具尺寸: 100*7.5*14.5
- 纸箱尺寸: 105*28*45
- 重量: 3.2kg

8+8 LED RGB strobe light

8+8 LED RGB 频闪灯



WL-0808SP

- Voltage: AC100~240V 50/60HZ
- Power: 280W
- Lamp beads: 864pcs 5050 tri-color LED lamp beads+96pcs white LED
- Control mode: DMX512, self-propelled, master-slave, voice control, with RDM function.
- Channels: CH04, CH11, CH32, Ch39
- Dimming: 32bit 0~100% linear dimming
- Features: 8+8 sections of horse racing + dyeing + flashing
- Working temperature: -30 degrees to 50 degrees
- Strobe frequency: 1~30HZ
- Appearance: metal, black
- Connection mode: DMX512 input and output / power input and output.
- IP rating: Ip20

- 电压: AC100~240V 50/60HZ
- 功率: 280W
- 灯珠: 864颗5050三色LED灯珠+96颗白色LED
- 控制方式: DMX512、自走、主从、声控、带RDM功能。
- 通道: CH04、CH11、CH32、CH39
- 调光: 32bit 0~100%线性调光
- 特点: 8+8段跑马+染色+爆闪
- 工作温度: -30度~50度
- 频闪频率: 1~30HZ
- 外观: 金属、黑色
- 连接方式: DMX512输入输出 / 电源输入输出。
- IP 等级: Ip20

LED 480pcs led strobe light

LED 480颗八段频闪灯



WL-P02

- Power supply: AC90V-240V
- Frequency: 50/60Hz
- Power: 100W
- Dimming: 0%-100% linear dimming
- Strobe: 1-25 times/sec or random
- Number of LED light sources: 480
- LED light source power: 480*0.2W (3IN1-RGB)
- Channel mode: 7CH/28CH
- DMX connector: 3Pin XLR
- Operation mode: DMX512/automatic/voice control
- Display mode: LED

- 电源: AC90V-240V
- 频率: 50/60Hz
- 功率: 100W
- 调光: 0%-100%线性调光
- 频闪: 1-25次/秒或随机
- LED光源数量: 480个
- LED光源功率: 480*0.2W (3IN1-R G B)
- 通道模式: 7CH/28CH
- DMX接头: 3Pin XLR
- 操作模式: DMX512/自动/声控
- 显示方式: LED

LED 600W Strobe Light

LED 600W长条频闪灯




WL-P03

- Power supply: AC90V-240V
- Frequency: 50/60Hz
- Power: 600W
- Dimming: 0%-100% linear dimming
- Strobe: 1-25 times/sec or random
- Number of LED1 light sources: 240
- LED1 power: 240*5W (7575)
- Number of LED2 light sources: 240
- LED2 power: 480*0.2W (3IN1-RGB)
- Channel mode: 4CH/12CH/36CH/96CH/105CH/168CH
- DMX connector: 3Pin XLR
- Operation mode: DMX512/automatic/voice control
- Display mode: LED

- 电源: AC90V-240V
- 频率: 50/60Hz
- 功率: 600W
- 调光: 0%-100%线性调光
- 频闪: 1-25次/秒或随机
- LED1光源数量: 240个
- LED1功率: 240*5W (7575)
- LED2光源数量: 240个
- LED2功率: 480*0.2W (3IN1-R G B)
- 通道模式: 4CH/12CH/36CH/96CH/105CH/168CH
- DMX接头: 3Pin XLR
- 操作模式: DMX512/自动/声控
- 显示方式: LED

3000W led strobe light 3000W led 频闪灯



LED RGB 80 segment strobe light LED RGB 80 段频闪灯



WL-80LS

- Voltage: AC100~240V 50/60HZ
- Power: 220W
- Lamp beads: 960pcs/ 5050 rgb LED beads
- Control mode: DMX512, self-propelled, master-slave, voice control, with RDM function.
- Channels: C003, C010, C240, C247
- Dimming: 32bit 0-100% linear dimming
- Features: 80 segment horse racing + dyeing + explosive flash
- Working temperature: -30 ° C ~ 50 ° C
- Strobe frequency: 1-30Hz
- Appearance: Metal, black
- Connection method: DMX512 input/output/power input/output.
- IP Rate: Ip20


WL-3000S

- Voltage: AC110-240V±10%/50-60HZ
- Setup: Control panel backlit TFT color display
- Color temperature: 6500-7500K
- Light source: 192x3W white LED (strobe) 64x0.6w RGB LED (backlight) array LED
- Light emission color: RGB/white light
- Minimum service life: 50000 hours
- Dimming: 0-100% (smooth/fast) adjustment
- Strobe: 1-30Hz regular strobe, random strobe, pulse strobe
- Control mode: DMX512, master/slave mode, voice control mode, stand-alone mode, self-propelled
- Channel: 3/4/14 channel (default 14CH)

- 电压: AC110-240V±10%/ 50-60HZ
- 设置: 控制面板背光TFT彩屏显示
- 色温: 6500-7500K
- 光源: 192x3W 白色 LED(频闪) 64x0.6w RGB LED(背光) 阵列 LED
- 发光颜色: RGB/白光
- 最短使用寿命: 50000小时
- 调光: 0-100%(平滑/快速)调节
- 频闪: 1-30Hz 常规频闪, 随机频闪, 脉冲频闪
- 控制方式: DMX512, 主/从模式, 声控模式, 单机模式, 自走
- 通道: 3/4/14 通道(默认14CH)

- 电压: AC100~240V 50/60HZ
- 功率: 220W
- 灯珠: 960颗5050三色LED灯珠
- 控制方式: DMX512、自走、主从、声控、带RDM功能。
- 通道: C003、C010、C240、C247
- 调光: 32bit 0~100%线性调光
- 特点: 80段跑马+染色+爆闪
- 工作温度: -30度~50度
- 频闪频率: 1~30HZ
- 外观: 金属、黑色
- 连接方式: DMX512输入输出 / 电源输入输出。
- IP 等级: Ip20






16x10W LED Triangle Light with Backgroup
16颗三角灯辅光款

WL-L1610TS

- Voltage / 电压 : AC90V-240V
- Frequency / 频率 : 50Hz/60Hz
- Power / 功率 : 350W
- Main light / 主光 : 16*10W golden yellow / 16*10W 金黄色
- Auxiliary light / 辅光 : 576*0.2W (3IN1-RGB)
- White light / 白光 : 528*0.2W
- Channel mode / 通道模式 : 8CH/68CH
- DMX connector / DMX接头 : 3Pin XLR
- Operation Mode / 操作模式 : DMX512/Auto 自动
- Display / 显示屏 : LED





16x10W LED Triangle Light
LED 16颗三角灯

WL-L1610T

- Voltage / 电压 : AC90V-240V
- Frequency / 频率 : 50Hz/60Hz
- Power / 功率 : 250W
- Main light / 主光 : 16*10W golden yellow / 16*10W 金黄色
- Auxiliary light / 辅光 : 576*0.2W (3IN1-RGB)
- Channel mode / 通道模式 : 8CH/68CH
- DMX connector / DMX接头 : 3Pin XLR
- Operation Mode / 操作模式 : DMX512/Auto 自动
- Display / 显示屏 : LED

5X60W LED Retro Light

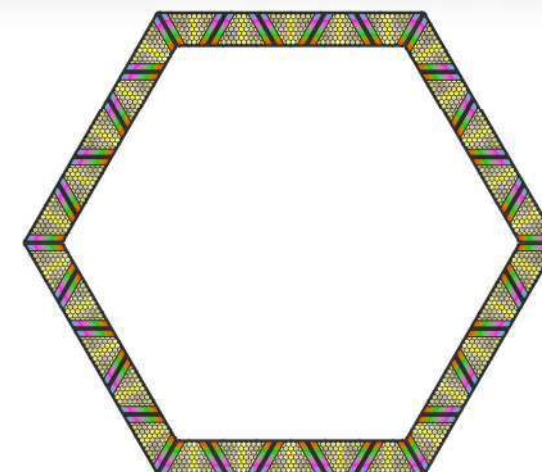
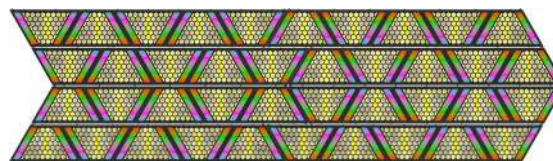
5颗60W LED拼接款复古灯



WL-0560RL

- Voltage: AC100~220V, 50/60HZ
- Power: 5X60 watt COB beads, 120X5050 led beads, 0.3W
- Control mode: DMX512, auto, master-slave, sound control, with RDM function.
- Channels: CH04, CH10, CH37, Ch127
- Dimming: 32bit 0-100% linear dimming
- Features: Dyeing+Explosion+Auxiliary Light
- Working temperature: -30 ° ~C~50 ° C
- Strobe frequency: 1-30Hz
- Appearance: Metal, black
- Connection method: DMX512 input/output/power input/output.
- IP level: Ip20

- 电压: AC100~220V, 50/60HZ
- 功率: 5颗60瓦COB灯珠, 120颗5050灯珠0.3瓦
- 控制方式: DMX512、自走、主从、声控、带RDM功能。
- 通道: CH04、CH10、CH37、CH127、
- 调光: 32bit 0~100%线性调光
- 特点: 染色+爆闪+辅光
- 工作温度: -30度~50度
- 频闪频率: 1~30HZ
- 外观: 金属、黑色
- 连接方式: DMX512输入输出 / 电源输入输出。
- IP 等级: Ip20





50CM~2.5M LED fan light
50CM~2.5M LED 飞机引擎风扇灯

LED fan light
LED 风扇灯

WL-D002 / WL-D004 / WL-D005

WL-D001

- Voltage: AC90V-240V
- Frequency: 50Hz/60Hz
- Power: 150W
- Motor: 220V geared motor
- Light source: LED high-brightness magic light strip
- Color: RGB horse racing effect
- DMX connector: 3Pin XLR
- Channel Mode: 8CH
- Control mode: DMX512/automatic/voice control
- Size: 50CM~2.5M

- 电压:AC90V-240V
- 频率:50Hz/60Hz
- 功率:150W
- 电机:220V减速电机
- 光源:LED高亮幻彩灯带
- 颜色:RGB 跑马效果
- DMX接头:3Pin XLR
- 通道模式:8CH
- 控制模式:DMX512/自动/声控
- 尺寸 : 50CM~2.5M

- Voltage: AC90V-240V
- Frequency: 50Hz/60Hz
- Power: 150W
- Light source: 576*0.2W (3IN1-R G B)
- DMX connector: 3Pin XLR
- Channel mode: 5CH/19CH/272CH
- Control mode: DMX512/automatic/voice control
- Display: LED

- 电压:AC90V-240V
- 频率:50Hz/60Hz
- 功率:150W
- 光源:576*0.2W (3IN1-R G B)
- DMX接头:3Pin XLR
- 通道模式:5CH/19CH/272CH
- 控制模式:DMX512/自动/声控
- 显示屏:LED



LED lifting football light LED升降足球灯

WL-1130FT

- Voltage: AC100~240V 50/60HZ
- Power: 180W
- Beads: 11 four in one LED beads, 330 5050 RGB beads
- Control methods: DMX512, self-propelled, master-slave, voice control, RDM.
- Channel: Channel selection CH13, CH23, CH100, Ch232
- Dimming: 32bit 0-100% linear dimming
- Features: Dyeing+Flash+Auxiliary Light+Lifting+Point Control
- Working temperature: -30 ° C~50 ° C
- Strobe frequency: 1-30Hz
- Appearance: Metal, black
- Connection method: DMX512 input/output/power input/output.
- IP level: Ip20

- 电压： AC100~240V 50/60HZ
- 功率： 180W
- 灯珠： 11颗四合一LED灯珠，330颗5050 RGB灯珠
- 控制方式： DMX512、自走、主从、声控、RDM。
- 通道： 通道选择CH13、CH23、CH100、CH232
- 调光： 32bit 0~100%线性调光
- 特点： 染色+爆闪+辅光+升降+点控
- 工作温度： -30度~50度
- 频闪频率： 1~30HZ
- 外观： 金属、黑色
- 连接方式： DMX512输入输出 / 电源输入输出。
- IP 等级： Ip20

4x100W LED Blinder Light

LED 4眼曝光灯



WL-L04100B

- Voltage / 电压电压 : AC90V-240V
- Frequency / 频率 : 50Hz/60Hz
- Power / 功率 : 450W
- Main light / 主光 : 4*100W
- Channel Mode / 通道模式 : 8CH
- DMX connector / DMX接头 : 3Pin XLR
- Operation Mode / 操作模式 : DMX512/Auto
- Display mode / 显示方式 : LED

2x100W led blinder light

LED 2眼曝光灯



WL-02100B


- Voltage / 电压 : AC90V-240V
- Frequency / 频率 : 50Hz/60Hz
- Power / 功率 : 250W
- Main light / 主光 : 2*100W
- Channel Mode / 通道模式 : 8CH
- DMX connector / DMX接头 : 3Pin XLR
- Operation Mode / 操作模式 : DMX512/Auto自动
- Display mode / 显示方式 : LED



18X10W led par light
LED 18颗全彩帕灯

WL-L1810P

- Voltage / 电压: AC90V-240V
- Frequency / 频率: 50Hz/60Hz
- Power / 功率: 200W
- Number of LED light sources / LED光源数量: 18 / 18颗
- LED single power: 18*10W (4IN1-R G B W)
- Control mode / 控制模式: DMX512/automatic 自动 /voice control 声控
- Channel Mode / 通道模式: 8CH
- Display / 显示屏: LED



18pcs/24pcs 10W led 4 in 1 flat par light
18颗/24颗10W LED全彩4合一扁帕灯

WL-L1810PF / WL-L2410PF

- Voltage/电压: AC90V-240V
- Frequency/频率: 50Hz/60Hz
- Power/功率: 200W
- Number of LED light sources/LED光源数量: 18/24
- Single LED power/LED单颗功率: 18/24 * 10W (4IN1-R G B W)
- Control mode/控制模式: DMX512/automatic/voice control/自动/声控
- Channel mode/通道模式: 8CH
- Display mode/显示模式: LED display screen LED显示屏



54X3W led par light
LED 54颗帕灯

WL-L5403P

- Voltage / 电压: AC90V-240V
- Frequency / 频率: 50Hz/60Hz
- Power / 功率: 200W
- Number of LED light sources / LED光源数量: 54/54颗
- LED single power / LED单颗功率: 54*3W (R12 G18 B18 W6)
- Control mode / 控制模式: DMX512/automatic自动 /voice control声控
- Channel Mode / 通道模式: 8CH
- Display / 显示屏: LED



100W/200W LED COB par light
100W/200W LED COB面光帕灯

WL-P100 / WL-P200

- Voltage/电压: AC90V-240V
- Frequency/频率: 50Hz/60Hz
- Power/功率: 150W
- Light source/光源: 100W/200W
- Channel mode/通道模式: 4CH
- DMX connector/DMX接头: 3Pin XLR
- Operating mode/操作模式: DMX512/automatic /自动
- Display mode/显示模式: LED display screen/LED显示屏



4X50W LED par light
LED 4眼 COB帕灯

WL-L04100P

- Voltage / 电压 : AC90V-240V
- Frequency / 频率 : 50Hz/60Hz
- Power / 功率 : 250
- Light source / 光源 : 4*50W
- Channel Mode / 通道模式: 8CH
- DMX connector / DMX接头 : 3Pin XLR
- Operation Mode / 操作模式.: DMX512/Auto 自动
- Display mode / 显示方式: LED



200W COB led zoom par light
200W LED调焦COB面光灯

WL-L100PZ / WL-L200PZ

- Voltage / 电压 : AC90V-240v, 50/60HZ
- Power / 功率 : 230W
- Light source / 光源 : 200W COB lamp beads / 200W COB灯珠
- Channel / 通道 : 4-6 CH
- Control mode / 控制模式 : DMX512, master-slave/主从, auto/自走



200W LED Film Spotlight
200W LED 高显指影视聚光灯

WL-L200PS

- Input voltage: AC110V-230
- Lamp bead power: 200W
- Total power: 220W
- Rated current: 1.5A
- Number of channels: 4/6 channels.
- Color temperature: 3200K/5600K
- Color rendering index: Ra ≥ 90
- Luminous angle: 15-65 degrees manual adjustment
- Refresh frequency: 8000KHZ

- 输入电压: AC110V-230
- 灯珠功率: 200W
- 总功率: 220W
- 额定电流: 1.5A
- 通道数: 4/6通道。
- 色温: 3200K/5600K
- 显色指数: Ra ≥ 90
- 发光角度: 15-65度手动调节
- 刷新频率: 8000KHZ



31x10W LED car show light
31x10W LED车展灯

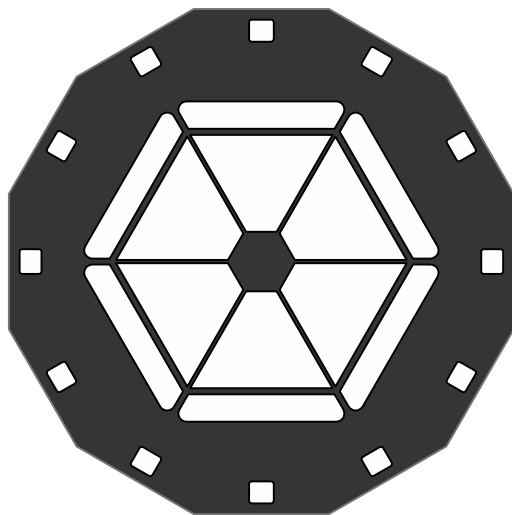
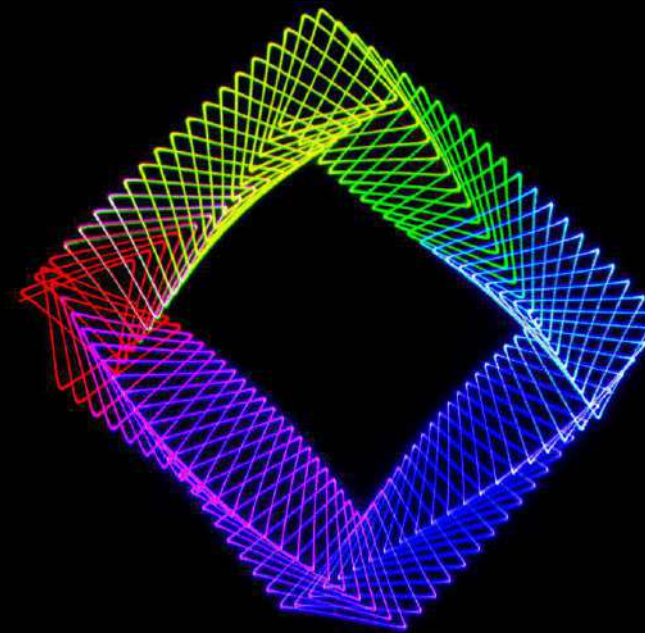
WL-L3110CP

- Rated voltage: AC100-250V 50/60Hz
- Rated power: 350W
- Light source: 31x10W LED (White / Warm white)
- Color temperature: standard 7500K, (2800K-9000K color temperature range can be customized)
- Dimming: 0-100% linear adjustment
- Light angle: normal 15 degrees
- Strobe: Electronic strobe, with synchronous, asynchronous, random strobe modes, adjustable speed 0.5-12 times/second
- Service life: >50,000Hrs
- Temperature rise: ≤60℃
- Light body size : 29×29×46.5cm
- Carton size : 32×32×59cm
- Gross weight : 10.8KG

- 额定电压: AC100-250V 50/60Hz
- 额定功率: 350W
- 光源: 31x10W LED (白色/暖白色)
- 色温: 标准7500K, (2800K-9000K色温段可定制)
- 调光: 0-100%线性调节
- 出光角度: 常规 15度
- 频闪: 电子频闪, 具有同步, 异步, 随机频闪方式, 速度可调0.5-12次/秒
- 使用寿命: >50,000Hrs
- 温升: ≤60℃
- 灯体尺寸: 29×29×46.5cm
- 纸箱尺寸: 32×32×59cm
- 毛重: 10.8KG

8 eye /12*3W rgb animation laser light

8眼/十二眼3W大风车全彩动画激光灯

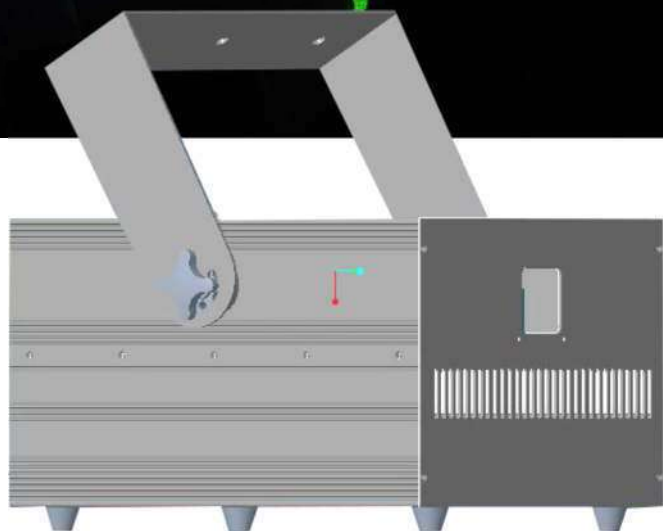


WL-L0803LS / WL-L1203LS

- Voltage: AC90V-240V
 - Frequency: 50Hz/60Hz
 - Power: 150W
 - Laser power: 6 * 2W RGB laser
 - Laser power/wavelength: 6*2W RGB semiconductor synthesis lasers
 - Red: 500MW/638nm
 - Green: 500MW/520nm
 - Blue: 1000MW/445nm
 - Scanning system: 15K galvanometer
 - Scanning angle: $\pm 20^\circ$
 - Modulation: TTL modulation
 - Control mode: DMX512/automatic/voice control
 - Display mode: LCD display screen
- 电压: AC90V-240V
 - 频率: 50Hz/60Hz
 - 功率: 150W
 - 激光器功率: 6*2W /3W RGB 激光器
 - 激光功率/波长: 6个2W RGB半导体合成激光器
 - 红: 500MW/638nm
 - 绿: 500MW/520nm
 - 蓝: 1000MW/445nm
 - 扫描系统: 15K 振镜
 - 扫描角度: $\pm 20^\circ$
 - 调制: TTL调制
 - 控制模式: DMX512/自动/声控
 - 显示模式: LCD显示屏

20W-30W Animation Laser Light

20W-30W全彩动画激光灯



WL-RGB20W / WL-RGB30W

- Voltage / 电压 : AC90V-240V
- Frequency / 频率 : 50Hz/60Hz
- Power / 功率 : 240W
- Laser power/wavelength: 20W RGB semiconductor synthetic laser
- 激光功率/波长: 20W RGB半导体合成激光器
- R:6W/638nm
- G:6W/520nm
- B:8W/445nm
- Scanning system / 扫描系统 : 40K galvanometer. / 40K振镜.
- Scanning angle / 扫描角度 : $\pm 20^\circ$
- Modulation 调制: TTL or analog
- Channel mode / 通道模式: 12CH/21CH
- Operation Mode / 操作模式: DMX512/ILDA/Auto 自动/Voice Control 声控
- Display / 显示 : LCD

8W-15W Animation Laser Light

8W-15W全彩动画激光灯



WL-RGB15W / WL-RGB10W / WL-RGB5W

- Voltage / 电压 : AC90V-240V
- Frequency / 频率 : 50Hz/60Hz
- Power / 功率 : 200W
- Laser power/wavelength: 15W RGB semiconductor synthetic laser
- 激光功率/波长:15W RGB半导体合成激光器
- R:3W/638nm
- G:4W/520nm
- B:6W/445nm
- Scanning system / 扫描系统 : 30K galvanometer / 30K振镜.
- Scanning angle / 扫描角度 : $\pm 20^\circ$
- Modulation / 调制 : TTL or analog / TTL或模拟
- Channel mode / 通道模式 : 12CH/21CH
- Operation Mode / 操作模式 : DMX512/ILDA/Auto 自动/Voice Control 声控
- Display / 显示 : LCD

2W-4W Animation Laser Light

2W-4W全彩动画激光灯



WL-RGB4W / WL-RGB3W / WL-RGB2W

- Voltage / 电压 : AC90V-240V
- Frequency / 频率 : 50Hz/60Hz
- Power / 功率 : 150W
- Laser power/wavelength: 4W RGB semiconductor synthetic laser
- 激光功率/波长:4W RGB半导体合成激光器
- R: 1W/638nm
- G:1W/520nm
- B : 2W/445nm
- Scanning system / 扫描系统 : 20K galvanometer. / 20K振镜.
- Scanning angle / 扫描角度 : $\pm 20^\circ$
- Modulation / 调制 : TTL or analog / TTL或模拟
- Channel mode / 通道模式 : 12CH/21CH
- Operation Mode / 操作模式 : DMX512/ILDA/Auto 自动 /Voice Control 声控
- Display / 显示 : LCD

1W Animation Laser Light

1W全彩动画激光灯

WL-RGB1W

- Voltage / 电压 : AC90V-240V
- Frequency / 频率 : 50Hz/60Hz
- Power / 功率 : 150W
- Laser power/wavelength : 1W RGB semiconductor synthetic laser
- 激光功率/波长:1W RGB半导体合成激光器
- R : 200MW/638nm
- G : 200MW/520nm
- B : 100MW/445nm
- Scanning system / 扫描系统 : 20K galvanometer / 20K振镜..
- Scanning angle / 扫描角度 : $\pm 20^\circ$
- Modulation / 调制 : TTL or analog / TTL或模拟
- Channel mode / 通道模式 : 12CH/21CH
- Operation Mode / 操作模式 : DMX512/ILDA/Auto自动/Voice Control声控
- Display / 显示 : LCD



WL-RGB612



6x2W RGB Animation Laser Light

六眼2W全彩动画激光灯


- Voltage / 电压 : AC90V-240V
- Frequency / 频率 : 50Hz/60Hz
- Power / 功率 : 150W
- Laser power / 激光器功率 : 6*2W RGB laser / 6*2W RGB 激光器
- Laser power/wavelength: 6 2W RGB semiconductor synthetic lasers
- 激光功率/波长:6个2W RGB半导体合成激光器
- R: 500MW/638nm
- G: 500MW/520nm
- B: 1000MW/445nm
- Scanning system / 扫描系统: 15K galvanometer / 15K 振镜
- Scanning angle / 扫描角度 : $\pm 20^\circ$
- Modulation / 控制模式 : TTL modulation / TTL调制
- Control mode / 控制模式 : DMX512/automatic 自动 /voice control声控
- Display / 显示屏: LCD

Moving Head Laser Light

摇头激光灯

2W~10W RGB animation moving head laser light

2W~10W全彩摇头动画激光灯



WL-M02LS/WL-M10LS

- Power supply: AC 110-220V 50/60Hz
- Rated power: 250W
- Laser power: 2W~10W RGB
- Working mode: Auto/DMX512/master-slave/ILDA/SD card
- Cooling system: forced air cooling system
- Working environment: indoor
- Working temperature: 0 °C -35 °C

- 电源 : AC 110~220V 50/60Hz
- 额定功率 : 250W
- 激光功率 : 2W~10W RGB
- 工作模式 : Auto/DDMX512/主从/ILDA/SD卡
- 冷却系统 : 强制空气冷却系统
- 工作环境 : 室内
- 工作温度 : 0°C-35°C





8 eye 3 in 1 led moving head laser light

八眼三合一激光摇头灯

WL-N01

- Voltage: AC90V-240V
- Frequency: 50/60Hz
- Power: 150W
- Laser: 8*500MW/638NM red
- Auxiliary light: 96*0.2W (3IN1-R G B)
- White light: 96*0.2W
- Number of DMX control channels: 30CH
- DMX connector: 3Pin XLR
- Operation mode: DMX512/automatic/voice control
- Vertical scan: 270°
- Display mode: LED
- 电压: AC90V-240V
- 频率: 50/60Hz
- 功率: 150W
- 激光: 8*500MW/638NM红色
- 辅光: 96*0.2W (3IN1-R G B)
- 白光: 96*0.2W
- DMX控制通道数: 30CH
- DMX接头: 3Pin XLR
- 操作模式: DMX512/自动/声控
- 垂直扫描: 270°
- 显示方式: LED



8+8 LED moving head laser light

8+8 LED激光摇头灯

WL-N02

- Voltage: AC90V-240V
- Frequency: 50/60Hz
- Power: 70W
- Number of LEDs: 8
- LED single power: 3W
- Average life of LED: 50000 hours
- LED color temperature: 3200K
- Number of lasers: 8
- Laser model: 500MW/638NM red
- Strobe: 1-25 times/sec or random
- Number of DMX control channels: 30CH
- DMX connector: 3Pin XLR
- Operation Mode: DMX/Auto/Voice Control
- Vertical scan: 270°
- Display mode: LED
- 电压: AC90V-240V
- 频率: 50/60Hz
- 功率: 70W
- LED数量: 8颗
- LED的单颗功率: 3W
- LED的平均寿命: 50000小时
- LED色温: 3200K
- 激光数量: 8个
- 激光型号: 500MW/638NM红色
- 频闪: 1-25次/秒或随机
- DMX控制通道数: 30CH
- DMX接头: 3Pin XLR
- 操作模式: DMX/自动/声控
- 垂直扫描: 270°
- 显示方式: LED



8 eye full color moving head laser light

全彩八眼激光摇头灯

WL-N03

- Power supply: AC90V-240V
- Frequency: 50/60Hz
- Power: 45W
- Dimming: 0%-100% dimming
- Strobe: 1-25 times/sec or random
- Maximum operating ambient temperature: 45°C
- Number of lasers: 8
- Laser power/wavelength: 500MW RGB synthetic semiconductor laser
- Red: 200MW/638nm
- Green: 100MW/520nm
- Blue: 200MW/445nm
- Number of DMX control channels: 32CH
- DMX connector: 3Pin XLR
- Operation mode: DMX512/automatic/voice control
- Vertical scan: 270°
- Display mode: LED
- 电源: AC90V-240V
- 频率: 50/60Hz
- 功率: 45W
- 调光: 0%-100%调光
- 频闪: 1-25次/秒或随机
- 最高使用环境温度: 45°C
- 激光数量: 8个
- 激光功率/波长: 500MW RGB半导体合成激光器
- 红: 200MW/638nm
- 绿: 100MW/520nm
- 蓝: 200MW/445nm
- DMX控制通道数: 32CH
- DMX接头: 3Pin XLR
- 操作模式: DMX512/自动/声控
- 垂直扫描: 270°
- 显示方式: LED



8 eye Red color moving head laser light

八眼单色激光摇头灯

WL-N04

- Voltage: AC90V-240V
- Frequency: 50Hz/60Hz
- Power: 45W
- Number of lasers: 8
- Laser model: 500MW/638NM red
- Strobe: 1-25 times/sec or random
- Number of DMX control channels: 16CH
- DMX connector: 3Pin XLR
- Operation Mode: DMX/Auto/Voice Control
- Vertical scan: 270°
- Display mode: LED
- 电压: AC90V-240V
- 频率: 50Hz/60Hz
- 功率: 45W
- 激光数量: 8个
- 激光型号: 500MW/638NM红色
- 频闪: 1-25次/秒或随机
- DMX控制通道数: 16CH
- DMX接头: 3Pin XLR
- 操作模式: DMX/自动/声控
- 垂直扫描: 270°
- 显示方式: LED



Moving Head Laser Light

摇头激光灯

6 eye 3 in 1 moving head laser light

三合一六眼激光摇头灯



WL-L06LST

- Voltage: AC95V-245V,50/60Hz
 - Rated power: 200W
 - Laser color: red light
 - Laser source: R500MW *6PCS
 - Horse running light source: 5050 three-in-one 0.3W*480PCS
 - Light source: CREE LED 5W*8PCS
 - Modulation signal: TTL modulation signal
 - Control mode: DMX512 signal control, self - walking mode, voice control mode, master - slave mode
 - Control channels: 31/59 DMX512 channels
 - X-axis scanning: non - polar scanning
 - Y-axis scanning: 0-180 degrees
 - Scanning system: stepper motor
 - Working environment: indoor
 - Lamp size: 85*9*32CM
 - Package size 92*27*35CM
 - Net weight: 13.5 KG
 - Gross weight: 15 kg
- 额定电压: AC95V-245V,50/60Hz
 - 额定功率: 200W
 - 激光颜色: 红光
 - 激光光源: R500MW *6PCS
 - 跑马光源: 5050三合一0.3W*480PCS
 - 光束光源: CREE LED5W*8PCS
 - 调制信号: TTL调制信号
 - 控制方式: DMX512信号控制、自走模式、声控模式、主从机模式
 - 控制通道: 31/59个DMX512通道
 - X轴扫描: 无极扫描
 - Y轴扫描: 0-180度
 - 扫描系统: 步进电机
 - 工作环境: 室内
 - 灯具尺寸: 85*9*32CM
 - 包装尺寸92*27*35CM
 - 净重: 13.5KG
 - 毛重: 15KG

6 eye full color moving head laser light

全彩六眼激光摇头灯

WL-N05



- Power supply: AC90V-240V
 - Frequency: 50/60Hz
 - Power: 70W
 - Dimming: 0%-100% dimming
 - Strobe: 1-25 times/sec or random
 - Maximum operating ambient temperature: 45°C
 - Number of lasers: 6
 - Laser power/wavelength: 500MW RGB semiconductor synthetic laser
 - Red: 200MW/638nm
 - Green: 100MW/520nm
 - Blue : 200MW/445nm
 - Number of DMX control channels: 39CH
 - DMX connector: 3Pin XLR
 - Operation mode: DMX512/automatic/voice control
 - Vertical scan: 270°
 - Display mode: LCD
- 电源:AC90V-240V
频率:50/60Hz
功率:70W
调光:0%-100%调光
频闪:1-25次/秒或随机
最高使用环境温度:45°C
激光数量:6个
激光功率/波长:500MW RGB半导体合成激光器
红: 200MW/638nm
绿: 100MW/520nm
蓝: 200MW/445nm
DMX控制通道数:39CH
DMX接头:3Pin XLR
操作模式:DMX512/自动/声控
垂直扫描:270°
显示方式:LCD

6 eye Red color moving head laser light

单红六眼激光摇头灯

WL-N06

- Power supply: AC90V-240V
 - Frequency: 50/60Hz
 - Power: 70W
 - Dimming: 0%-100% dimming
 - Strobe: 1-25 times/sec or random
 - Number of lasers: 6
 - Laser model: 500MW/638NM red
 - Number of DMX control channels: 26CH
 - DMX connector: 3Pin XLR
 - Operation mode: DMX512/automatic/voice control
 - Vertical scan: 270°
 - Display mode: LCD
- 电源:AC90V-240V
• 频率:50/60Hz
• 功率:70W
• 调光:0%-100%调光
• 频闪:1-25次/秒或随机
• 激光数量:6个
• 激光型号:500MW/638NM红色
• DMX控制通道数:26CH
• DMX接头:3Pin XLR
• 操作模式:DMX512/自动/声控
• 垂直扫描:270°
• 显示方式:LCD

MA controller

MA灯光控台

WL-MA3



- Real-time control for up to 65536 parameters per session in connection
- with NPU (equivalent to 256 DMX universes)
- 4096 parameters
- 6 DMX outputs
- 3 internal TFT wide mode touch screens (15.4")
- 2 external TFT screens can be connected
- 1 internal command screen-multi-touch (9" SVGA)
- 30 motorized executor faders
- executor faders
- 2 etherCON connectors, 4 USB connectors
- Motorized monitor wing
- 2 motorized A, B fader 200mm
- Individually backlit and dimmable silent keys
- Built-in uninterruptible power supply (UPS)

- 6个DMX输出·1个输入·外接扩展最高至65536个通道
- 内置3个15.4英寸电动视角调节触摸屏及一个多点触控的9英寸触摸屏
- 30个60MM高精度电动推杆
- 2个100MM的AB场电动推杆
- 1个主控推杆
- 7个编成轮
- 1个轨迹球
- 两个网口·支持MA NET、Artnet、ETC、SCAN、PATHPORT、SHOWNET、KINET信号
- 4个USB接口
- 可调背光按键·内置键盘
- MIDI输入输出
- 兼容MA1,MA2备份文件
- 支持多台联机
- 支持连接3D舞台模拟及实时现场模拟
- 采用LINUX操作系统
- AC110~240V宽电压输入
- 尺寸：129*53*21CM
- 航空箱尺寸：135*86*35cm
- 净重：60kg
- 毛重：80kg



Command wing controller

命令翼控台



WL-FAD

- 4 DMX output
 - Pusher/actuator similar to MA2 layout
 - 15 execution push buttons, 45 execution buttons, 15 button execution
 - Independent backlight dimmable silent (no noise) key
 - USB port, external work lights
 - Integrated universal power supply
 - Lightweight, convenient, and rock solid
 - Ergonomic design
 - Simply connect to any running MA2 onPC via USB
- 4 DMX输出
 - 推子/执行器类似MA2布局部分
 - 15执行推子, 45执行按钮, 15按钮执行
 - 独立背光可调光无声(无杂音)键
 - USB端口, 外部工作灯
 - 集成的通用电源
 - 轻, 方便和坚如磐石
 - 工效学设计
 - 只需通过USB连接到任何一台运行MA2 onPC



Grand MA on PC Fader Wing

侧翼灯光控台



WL-C1536

- Combined with other MA series consoles, 1536 channels can be controlled in real time (up to 65536 channels can be backed up in the SX system)
 - Expansion with wings up to 3584 channels
 - Similar to MA2 layout command section
 - 2 A/B field pushers (100mm)
 - 1st stage wheel
 - Independent backlight dimmable silent (no noise) key
 - Integrated universal power supply
 - Lightweight, convenient, and rock solid
 - Ergonomic design
 - Simply connect to any PC running the MA series console onPC via USB
- 与其他MA系列控台组合可实时控制1536通道(可达65,536通道备份在SX系统)
 - 与侧翼扩展多达3584个通道
 - 类似MA2布局命令部分
 - 2 A / B场推子(100mm)
 - 1级轮
 - 独立背光可调光无声(无杂音)键
 - 集成的通用电源
 - 轻, 方便和坚如磐石
 - 工效学设计
 - 只需通过USB连接到运行MA系列控台 onPC任何一台PC



Mini command wing controller

迷你命令翼

WL-MN01C



- Combined with other MA series consoles, it can control 1536 channels in real-time (up to 65536 channels can be backed up in the SX system)
- Up to 3584 channels with wing expansion
- Similar to the MA2 layout command section
- 2 A/B Field Pusher (100mm)
- 1st level wheel
- Independent backlight dimmable silent (no noise) key
- Integrated universal power supply
- Lightweight, convenient, and rock solid
- Ergonomic design
- Simply connect to any PC running the MA series console onPC via USB
- Net weight: 2KG Size: 30 × twelve point five × 21.5cm

- 与其他MA系列控台组合可实时控制1536通道(可达65,536通道备份在SX系统)
- 与侧翼扩展多达3584个通道
- 类似MA2布局命令部分
- 2 A / B场推子(100mm)
- 1级轮
- 独立背光可调光无声(无杂音)键
- 集成的通用电源
- 轻, 方便和坚如磐石
- 工效学设计
- 只需通过USB连接到运行MA系列控台 onPC任何一台PC
- 净重: 2KG 尺寸: 30×12.5×21.5cm

WL-M01C



- 华硕主板 · i5 CPU · 金士顿8G内存 · 120G固态硬盘 · 内置GTX1030独立显卡
- 支持中文、英文操作界面
- 内置2个电动升降15.4寸触摸显示屏 · 1个9寸触摸显示屏
- 可流畅运行MA 3D软件和Wysiwyg3D软件高级渲染
- 预装Win7 64位定制版系统
- 预装MA3D、Madrix、Arkaos、Wysiwyg等软件
- 显示窗口固化不可拖动更改
- 6个DMX输出口 · 1个复合型DMX输入口 (可设为输出)
- 支持Art-net扩展256个域
- 15个带感应手动推杆 · 50个执行程序按键；
- 1个总控推杆 · 1个调光轮 · 2个A/B场手动推杆
- 6个进口工业级耐磨编码器 (带Push功能)
- 1个可控XY轴高精度原装进口轨迹球
- 1个千兆网口 · 支持MA net、Art-net信号
- 4个USB接口 · 2个工作灯接口
- MIDI输入输出接口 · 音频输入输出 · 麦克风输入接口
- 内置1个抽屉 · 内置黄色背光机械键盘 (背光亮度可调)
- 台湾明纬电源 · 宽压设计 · 100V-240V 50/60Hz
- 内置大功率UPS
- 支持RDM功能
- 【尺寸】包装尺寸：101*89*34cm · 裸机尺寸：95*64*21cm
- 【重量】净重：42kg；毛重：80kg

- ASUS motherboard, i5 CPU, Kingston 8G memory, 120G solid state drive, built-in GTX1030 discrete graphics card
- Support Chinese and English operation interface
- Built-in 2 electric lift 15.4-inch touch screen, 1 9-inch touch screen
- Can run MA 3D software and Wysiwyg3D software advanced rendering smoothly
- Pre-installed Win7 64-bit customized system
- Pre-installed software such as MA3D, Madrix, Arkaos, Wysiwyg
- Show window solidification not draggable changes
- 6 DMX output ports, 1 composite DMX input port (can be set as output)
- Support Art-net to expand 256 domains
- 15 manual push rods with induction, 50 execution program buttons;
- 1 master control fader, 1 dimming wheel, 2 A/B field manual faders
- 6 imported industrial-grade wear-resistant encoders (with Push function)
- 1 controllable XY-axis high-precision imported trackball
- 1 Gigabit Ethernet port, support MA net, Art-net signal
- 4 USB ports: 2 work light ports
- MIDI input and output interface, audio input and output, microphone input interface
- Built-in 1 drawer, built-in yellow backlit mechanical keyboard (backlight brightness adjustable)
- Taiwan MEAN WELL power supply, wide voltage design, 100V-240V 50/60Hz
- Built-in high power UPS
- Support RDM function
- 【Size】Package size: 101*89*34cm, bare metal size: 95*64*21cm
- [Weight] Net weight: 42kg; Gross weight: 80kg

MA2 controller

双屏MA2控制台



Double screen tiger touch controller

双屏老虎触摸控台

WL-TT01



- 采用的泰坦 (Titan) 9.1 11 11.1 11.3多版本操作系统
- 64位操作系统。采用技嘉工业主板
- 酷睿i5CPU 6代8核6400高功率CPU, M2的高速固态硬盘128GB, 第四代8GB内存;
- 控台自身配置12个光电隔离信号输出口 (6144信道)
- 内置2个15.6寸原装进口的LG高分辨率触摸屏 (工业屏),
- 屏幕可在控台上用按键组合键电动调整角度0至85角度之间。轻松上手选择菜单操作。
- 内置UPS断电保护
- 台湾明伟开关电源稳定的供电系统,
- 支持中文菜单显示, 内置多国语言, 支持涂鸦式屏幕标识功能
- 支持联网到计算器设备控制各种灯光3D可视化软件;
- 43宏功能按钮, 可让你更快调用控台各种预设功能;
- 多达30个重放推杆, 支持1000个以上的程序重放; 轻松应对演出及现场效果变化
- CMY\RGB拾色板系统; 支持Art-Net网络扩展功能
- 内置图形发生器, 分类的内置图形更易使用;
- 支持CIPT协议, 可以在控台上直接看到媒体服务器里媒体片段的图像缩略图;
- 移动设备 (iPhone、iPad Touch) 远程控制灯具;
- 内置数千种灯库, 内置灯库编辑软件, 你可以随时在控台上编灯库;
- 内置Visualiser及3D模拟现场式灯光可视化软件
- 支持MIDI时间码声光同步功能, 也可以在控台里播放音乐发送时间码来控制灯光程序重放

- Powerful Titan operating system.64bit operating
- Intel Core I5 6400/8400t CPU
- 128G M2 solid state drive.
- 8G memory.
- 2 internal tft wide mode touchs creens(15.6)
- 12 DMX DMX outputs
- 6144 channels.
- 43 direct macro buttons and macro library.
- 30 Submasters for cues, cue lists and chases.
- Support of Artnet, Avotalk, and CITP protocols.
- Strong CMY palette function.
- Can be remote controlled using Wi-Fi from a mobile internet device (like Iphone, Ipod Touch etc.)
- Built-in thousands of fixture library and its edit software.
- Built-in Visualiser software.
- Support of multi-media (video) via CITP
- G.W: 45KG
- N.W: 20KG
- Product size: 87*58*18cm
- Packing size: 93*71*99cm



Tiger touch controller

老虎控台

WL-T01



- 采用功能强大的泰坦 (Titan) 9.1/11.1版本操作系统
- i5CPU处理器 · 120GB固态硬盘 · 4GB内存;
- 支持中文菜单显示 · 内置多国语言; 内置UPS断电保护;
- 内置15.6寸高分辨率宽屏触摸屏 (工业屏) · 支持联网到计算机设备控制各种灯光3D可视化软件;
- 支持Art-Net网络功能 · 可扩展至12个DMX输出线路 (域) · 6144个通道;
- 10宏功能按钮 · 可让你更快的操作控台;
- 20个重放推杆 · 支持1000个以上的程序重放;
- 强大的属性控制窗口 · CMY\RGB拾色板系统;
- 控台本身4096或6144个DMX-512通道输出 ·
- 支持涂鸦式屏幕标识功能;
- 快捷易用的图形发生器 · 分类的内置图形更易使用;
- 支持CIPT协议 · 可以在控台上直接看到媒体服务器里媒体片段的图像缩略图;
- 支持Wi-Fi接入 · 无线控灯 · 移动设备 (iPhone · iPad Touch) 远程控制灯具;
- 内置数千种灯库 · 内置灯库编辑软件 · 你可以随时在控台上编灯库;
- 内置Visualiser线条式灯光可视化软件 · 想预编程? 没问题!
- 支持MIDI时间码声光同步功能 · 也可以在控台里播放音乐发送时间码来控制灯光程序重放。
- 控台接口:
- AC90-270电源输入接口 · 带电源开关;
- USB2.0接口4个;
- MIDI输入、输出接口;
- 25针串口1个 · 可连接打印机等;
- 以太网网络接口1个;
- 鹅颈灯接口1个;
- Ps2键盘、鼠标接口各1个;
- 标准彩色VGA接口一个;
- 复位按钮一个;
- 音频输入、输出、话筒接口各1个;
- 火线接口1个;
- 光纤接口1个;

- Using the powerful Titan 9.1/11.1 version of the operating system
- i5CPU processor, 120GB solid state drive, 4GB memory;
- Support Chinese menu display, built-in multi-language; built-in UPS power failure protection;
- Built-in 15.6-inch high-resolution widescreen touch screen (industrial screen), support networking to computer equipment to control various lighting 3D visualization software;
- Support Art-Net network function, expandable to 12 DMX output lines (domain), 6144 channels;
- 10 macro function buttons, allowing you to operate the console faster;
- 20 playback faders, support more than 1000 program playback;
- Powerful property control window, CMY\RGB color picker system;
- The console itself has 4096 or 6144 DMX-512 channel outputs,
- Support graffiti screen identification function;
- A fast and easy-to-use graph generator, and the categorized built-in graphs are easier to use;
- Support CIPT protocol, you can directly see the image thumbnails of the media clips in the media server on the console;
- Support Wi-Fi access, wireless control lights, mobile devices (iPhone, iPad Touch) remote control lights;
- Thousands of built-in light libraries and built-in light library editing software, you can edit light libraries on the console at any time;
- Built-in Visualiser line lighting visualization software, want to pre-program? no problem!
- Support MIDI time code sound and light synchronization function, you can also play music in the console to send time code to control the playback of lighting programs.
- Console interface:
- AC90-270 power input interface, with power switch;
- 4 USB2.0 interfaces;
- MIDI input and output interface;
- One 25-pin serial port, which can be connected to a printer, etc.;
- 1 Ethernet network interface;
- 1 gooseneck light interface;
- One PS2 keyboard and one mouse interface;
- One standard color VGA interface;
- One reset button;
- 1 each for audio input, output and microphone interface;
- 1 FireWire interface;
- 1 optical fiber interface;



1024 Controller

1024控制台

WL-1024C



- DMX512 Channels 1024
- Number of Fixtures for Fixtures 96
- Scanner re-patching address code Support
- Lamp horizontal and vertical exchange support
- Lamp channel reverse output Support
- Lamp channel sliding mode switch Support
- Each scanner can use up to 40 main channels + 40 fine-tuning channels
- Lamp library Support Pearl R20 lamp library
- Number of saveable scenes 60
- Number of scenarios that can be run simultaneously 10
- The total number of steps for a multi-step scene is 600
- Time control of scenes Fade in, fade out, LTP slide
- Each scene can store the number of graphics 5
- Fader to start the scene and dim it Supported
- Interlock Scenario Support
- Point control scene support
- Graphics generator can generate Dimmer, P/T, RGB, CMY, Color, Gobo, Iris, Focus graphics
- Number of graphs that can run simultaneously 5
- Master Fader Global, Playback, Fixtures
- Immediate black spot support
- Turn the dial to adjust the channel value Supported
- Fader to adjust channel value Support
- Fader dimming support
- U disk reading supports FAT32 format

- DMX512 通道数 1024
- 电脑灯的配接数量 96
- 电脑灯重新配接地址码支持
- 灯具水平垂直交换支持
- 灯具通道反倒输出支持
- 灯具通道滑步模式切换支持
- 每台电脑灯最多可用控制通道 40主通道+40微调通道
- 灯库支持珍珠R20灯库
- 可保存的场景数量 60
- 可同时运行的场景数量 10
- 多步场景的总步数 600
- 场景的时间控制 淡入、淡出、LTP滑步
- 每个场景可存储图形数量 5
- 推杆启动场景并进行调光支持
- 互锁场景支持
- 点控场景支持
- 图形生成器 可生成Dimmer, P/T, RGB, CMY, Color, Gobo, Iris, Focus图形
- 可同时运行图形数量 5
- 主控推杆全局、重演、灯具
- 立即黑场支持
- 转盘调整通道数值支持
- 推杆调整通道数值支持
- 推杆调光支持
- U盘读取支持FAT32格式



Quartz controller

石英控制台

WL-Q01C



- 采用的泰坦（Titan）9.1 1111.111.3版本
- 酷睿第i5CPU,工业级主板
- 128GB 固态硬盘,
- DDR3 4GB内存;
- 4个光电隔离信号输出口（2048通道）
- 内置1个14.1寸高分辨率触摸屏,
- 支持中文菜单显示, 多国语言,
- 支持涂鸦式屏幕标识功能10个重放推杆,
- 支持1000个以上的程序重放; 20宏功能按钮,
- CMY\RGB拾色板系统; 内置UPS断电保护
- 内置图形发生器, 支持CIPT协议,
- 可在控台上直接看到媒体片段的图像缩略图;
- 内置灯库编辑软件, 你可以随时在控台上编灯库;
- 内置3D模拟灯光软件支持MIDI时间码声光同步功能
- 支持移动设备远程控制灯具
- AC110~240V宽电压输入
- 毛重: 23KG
- 净重: 12KG
- 产品尺寸: 52*47*21cm
- 包装尺寸: 59*54*36cm

- Powerful Titan operating system.
- Intel Core I5 CPU
- 128G solid state drive.
- 4G memory.
- 4DMX DMX outputs
- 2048 channels.
- 1 internal tft wide mode touchs creens(14.1)
- 10 direct macro buttons and macro library.
- 10 Submasters for cues, cue lists and chases.
- Support of Artnet, Avotalk, and CITP protocols.
- Strong CMY palette function.
- Can be remote controlled using Wi-Fi from a mobile internet device (like Iphone, Ipod Touch etc.)
- Built-in thousands of fixture library and its edit software
- Built-in Visualiser software.
- Support of multi-media (video) via CITP.



ART-NET 信号扩展器

WL-F02



- DMX to Ethercon or from Ethercon to DMX
- ART-NET ,MX512, DMX512-A, RDM(ANSI E1.2 workable after future upgrade)
- 8 photoelectric isolated DMX ports
- 2 1000M shielded Neutrik RJ45 Ethercon ports
- 1 optical module port
- 8 outputs signal indicator light
- 2 NET indicator light
- IP and mask code revisable
- 8 ports can be set separately as output or input
- Able to check the value of each DMX port
- Signal refresh rate of each DMX port is revisable
- Factory data reset
- Volt: 90 - 260 VAC
- Frequency: 47 - 63 Hz
- Rated power: 20w
- Operating temperature: 0 60°C (32 140°F)
- storage temperature: -10 70°C (14 158°F)
- Humidity: 5-95%, non-condensing
- Product size: 482 X 183 X 44 (mm)
- Packing size: 520×235×50 (mm)

- 双向DMX转ARTNET或ARTNET转DMX信号转换
- ART-NET ,MX512, DMX512-A, RDM(ANSI E1.2此功能后续升级可用)
- 8 个光电隔离的 DMX 端口
- 2 个1000M的屏蔽 Neutrik RJ45 Ethercon 接口
- 1个光纤模块接口 (待升级)
- 8路DMX信号指示灯
- 两个NET工作指示灯
- Ip和掩码可修改
- 8路DMX可单独设置为输出或输入
- 可查看每路DMX信号数值
- 每路DMX信号刷新率可在扩展器上修改
- 恢复厂设置功能
- 电压: 90 - 260 VAC
- 频率: 47 - 63 赫兹
- 额定功率: 20 瓦
- 工作温度: 0 60° C (32 140° F)
- 存储温度: -10 70° C (14 158° F)
- 湿度: 5-95%, 无冷凝。
- 产品: 482 X 183 X 44 (毫米)
- 包装: 520×235×50 (毫米)
- 产品净重: 2.0KG

NPU MA-NET NPU网络处理器

WL-F03



- 4096 parameters
- 8 DMX out
- 1 internal command screen(7")
- 4 usb connectors
- MA-NET

- 4096通道
- 8个DMX输入口
- 内置7寸触摸显示屏
- 一个网络接口及4个USB接口
- 用于MA扩展或备份
- 标准3U机箱
- 重量: 15KG 体积: 70*57*22CM

Sunlite2 FC dmx usb stage light controller with pc Sunlite FC二代USB电脑控制台



WL-S1024FC

sunlite suite2 FC dmx usb controller it have 1536 dmx channels

1 dmx out and 1 dmx in it is our FC suite2 dmx usb controller work with window XP /Win 7

- DMX512 signal decoding, single PC supports multiple USB-DMX decoding, stable output;
- USB-BOX has standard 3 × DMX512 output (1536 channels);
- A single PC software is equipped with 30 DMX domains, which can be expanded to 30 × DMX512 output;
- Equipped with Ethernet communication connection, can be operated remotely by Windows, IOS or Andriod tablet or mobile phone;
- Memory equipped with SD memory function, can work independently from the computer;
- Computer 3D stage is established to realize the real-time display effect of computer 3D effect synchronized with the scene light;
- Synchronize music and lighting effects to make light shows;
- You can create your own light library or modify the existing light library;
- Built-in scenes with effects
- AVI export of 3D lighting effects;

- DMX512信号解码，单PC支持连接多个USB-DMX解码，输出稳定；
- USB-BOX具有标准3×DMX512输出（1536个通道）；
- 单台PC软件配备30个DMX域，可扩展至30×DMX512输出；
- 配备以太网通信连接，可用Windows、IOS或Andriod平板或手机远程连接操作；
- 配备有SD记忆功能的存储器，可脱离电脑独立工作；
- 电脑3D舞台建立，实现电脑3D效果与现场灯光同步的实时显示效果；
- 将音乐和灯光效果同步起来制作灯光秀；
- 可创建自己的灯库或对现存的灯库进行修改；
- 内置带效果场景
- 3D灯光效果的AVI导出；

1024 USB Controller 1024 USB软件控制器



- USB-DMX signal decoding, stable output.
- Support for multiple USB-DMX decoding.
- Supports PC and work offline mode selection.
- Live 3D stage to establish , 3D real-time to show t he scene lighting effects.
- With memory function, can be "independent kingdoms" mode to activate stage lighting scene.
- Containing lighting manufacturers light database.
- Create your own lighting fixture or to modify existing lighting fixture information, including all the lighting effects (color, pattern , pattern rotation, p r i sm, etc.)
- Built-in design avant-garde lighting program.
- AVI output of 3D lighting effect.
- Net Weight: 1Kg
- Packing size: 32×27×7 (cm)

DVC4 daslight usb stage light controller intelligent dmx interface dj console 智能DMX daslight USB灯光控制台 DVC4



WL-DS1536C

The DVC4 Series can be used with any DMX512 compatible lighting fixture. Lights are linked to your PC or Mac by connecting an XLR cable to one of Daslight's DVC4 USB or Ethernet DMX interfaces. DVC4 interfaces can be combined to give access to additional DMX universes. The Daslight software is free to download, but requires a Daslight USB or Ethernet interface to be connected to convert the control data from the software to DMX which the lights can understand. Each DVC interface also includes Stand-Alone memory, allowing for your show to be copied to the device and run without a computer- this makes it a great choice for a live backup or a smaller show.
DVC4 GZM

- Mini USB-DMX interface
- 1536 Output Channels
- 3 configurable DMX universes, (3 DMX out or 2 DMX out and 1 DMX, 1x 3pin XLR, 1x5pin XLR)
- **1536 via the 3 and 5 pin XLR connectors, 1536 via art-net using the ethernet socket on the computer.
- MiniSD multi-zone stand alone memory
- Works with DVC3 and DVC4 software
- Delivered with a USB cable
- Power supply not included (Power1_US-S)
- Compatible with Windows XP/mac/VISTA/7/8/10 32/64-bit

DVC4系列可以与任何DMX512兼容的照明灯具一起使用。通过将XLR电缆连接到Daslight的DVC4 USB或以太网DMX接口之一，将灯连接到PC或Mac。DVC4接口可以结合使用，以便访问其他DMX Universe。Daslight软件可以免费下载，但需要连接Daslight USB或以太网接口将控制数据从软件转换为灯光可以理解的DMX。每个DVC接口还包括独立存储器，允许将您的节目复制到设备并在没有电脑的情况下运行 - 这使其成为现场备份或小型演出的选择。

DVC4 GZM

- 迷你USB-DMX接口
- 1536个输出通道
- 3个可配置的DMX系统，（3个DMX输出或2个DMX输出和1个DMX）1个3针XLR 1个5针XLR
- ** 1536通过3针和5针XLR连接器，1536通过art-net使用计算机上的以太网接口。
- MiniSD多区独立内存
- 适用于DVC3和DVC4软件
- 使用USB电缆交付
- 不包括电源（Power1_US-S）
- 兼容Windows XP / mac / VISTA / 7/8/10 32/64位

- USB-DMX信号解码，输出稳定
- 支持多个USB-DMX解码
- 支持PC工作与脱机工作模式选择
- 现场3D舞台建立，实时展现现场灯光效果
- 配备有记忆功能的存储器，可以“独立演绎”模式工作激活需要的舞台灯光场景
- 内含灯光厂家灯具资料库
- 创建自己的灯具资料或对现存的灯具资料进行修改，包含所有灯光效果（颜色、图案、图案旋转、棱镜等等）
- 3D灯光效果的AVI导出

Mini MA3 controller 迷你版MA3控台



WL-MA3C

- 结合MA3 onPC实时控制4096个参数
 - 29个旋转RGB背光编码器
 - 5个双编码器
 - 10个电动推子（60mm）
 - 40个独立程序执行按键
 - 16个可转让x1-x16按键
 - 2个电动A/B推子（100mm）
 - 1个调光轮
 - 3个DMX输入/输出端口
 - 支持MIDI/LTC时间码及远程控制
 - 单独背光和调光静音键
 - 只需通过USB连接到运行MA3 onPC的PC
- onPC wing for real-time control of 4 096 parameters in combination with grandMA3 onPC
 - Command section similar to MA3 compact layout
 - 29 rotary RGB backlit encoder
 - 5 dual encoders
 - 10 motorized 60 mm faders
 - 40 separate playbacks
 - 16 assignable x-keys
 - 2 motorized A/B faders 100 mm
 - 1 Level-Wheel
 - Individually backlit and dimmable silent (clickless) keys
 - Just connect via USB to any PC running MA3 onPC

A2 laptop lighting console A2笔记本灯光控台



WL-A2C

- 英特尔酷睿i5 CPU 4GB内存，120G固态硬盘。
 - 可流畅运行MA3D软件和Wysiwyg3D软件高级渲染
 - 1个19寸宽屏触摸显示屏。
 - 输入电压：110V~220V 50~60Hz 内置UPS不间断电源
 - 2个DMX-512输出接口，1个DMX-512输入接口（复合型）；
 - 1个LTC时间码输入接口，1个MIDI时间码输入接口。
 - 1个主控调光轮，4个属性表码轮，1个主控推杆，2个AB推杆
 - 6个程序回放推杆，12个程序存储功能键
 - 4个USB接口，1个音频接口，1个网络接口
 - 产品尺寸：52×35×9
 - 产品重量：9.2KG
- Intel Core i5 CPU, 4GB memory, 120G solid state drive.
 - Smoothly run advanced rendering of MA3D software and Wysiwyg3D software
 - A 19-inch widescreen touch display.
 - Input voltage: 110V ~ 220V 50 ~ 60Hz, built-in UPS uninterruptible power supply
 - 2 DMX-512 output interfaces, 1 DMX-512 input interface (composite);
 - 1 LTC time code input interface, 1 MIDI time code input interface.
 - 1 master dimming wheel, 4 attribute table code wheels, 1 master fader, 2 AB faders
 - 6 program playback faders, 12 program storage function keys
 - 4 USB interfaces, 1 audio interface, 1 network interface
 - Product size: 52 × 35 × 9
 - Product weight: 9.2KG

RDM device RDM设备器

WL-RDM01



- Internal battery
- 2-way output
- With 512 push rods
- Has the function of identifying the position of lighting fixtures
- It can remotely change the address and channel mode of lighting fixtures, and the running speed is super fast. Searching for 36 lighting fixtures on RDM devices takes only 16 seconds, and the operation is simple
- Automatic sorting function for Chinese English conversion
- 4.3 inch touch screen and 7 inch touch screen selection

- 内有电池
- 2路输出
- 带有512推杆
- 有识别灯具位置功能
- 可以远程改变灯具地址和通道模式 运行速度超级快，搜索RDM设备36台灯具只要16秒 操作简单
- 中英转换自动排序功能
- 4.3寸触摸屏和7寸触摸屏选择

Isolation 6-channel modular amplifier

捆绑式6路DMX信号放大器

WL-06S



CA8602Mod is a kind of the Dmx splitter products with the stickers easily installed against the truss at any position .It can strengthen and amplify the DMX signal from the DMX controller. The ports of in-output, use the power supplier separately , and each output port is in the modular's design, with the high voltage isolation technology and protection circuit to the ports.Apply to extend the transmission distance of DMX signal, strengthen the DMX signal, add the quantity of lighting; and also the occasion that need to isolate the electrical connection between the DMX controller and lighting.

- 具备双向数据传输，可接入DMX信号
- 6路信号分配器，一进六出
- 采用抗高压保护措施，极不容易损坏
- 输入与输出信号(包括信号地线)完全隔离
- 宽电压输入, 适应不同国家的电压输入
- 采用3针正版NEUTRIK XLR卡侬插
- 各路均有独立的放大器及信号指示灯
- 采用可锁电缆连接器, 高档, 牢固, 流动性强 (适合流动演出等活动)
- 多种安装方式, 可任意悬挂或绑扎在不同活动场所, 高低可随意调节
- 电源输入: AC 88 ~ 256V 50/60Hz
- 外形尺寸: 186mm×128mm×124mm
- 重量 : 0.9kg

8 Way signal amplifier

8路信号放大器



- 1. 1 channel DMX512 digital input, 1 channel DMX512 direct output.
 - 2. Input/output photoelectric isolation.
 - 3. 8 independent amplifying drive outputs.
 - 4. Signal amplification and shaping function to extend the signal transmission distance.
 - 5. Enhance the ability of the data bus to access the number of devices.
 - 6. Protect the DMX512 output interface of the lighting console, isolate the fault site, and improve the safe operation reliability of the digital lighting control system.
 - 7. Power supply: AC22V / 50Hz
-
- 1路DMX512数码输入，1路DMX512直接输出。
 - 输入/输出光电隔离。
 - 8路独立放大驱动输出。
 - 信号放大整形功能，延长信号传输距离。
 - 增强数据总线接入设备数量的能力。
 - 保护灯光控制台DMX512输出接口，故障现场隔离，提高数字式灯光控制系统的安全运行可靠性。
 - 电源：AC220V/50Hz



1500w Colorful led smoke machine 1500W LED彩色气柱烟机

WL-L1500F

- Voltage: AC 220-240V 50/60Hz
 - Voltage: AC110V-220V 50-60Hz
 - Power: 1500W
 - Smoke output: 5000 cu ft/min
 - Channel: 7CH
 - Oil tank capacity: 2.5L
 - Warm-up time: 3 minutes
 - Control mode: DMX/remote controller
- 电压：AC 220-240V 50 / 60Hz
 - 电压：AC110V-220V 50-60Hz
 - 功率：1500W
 - 烟雾输出：5000cuft / min
 - 通道：7CH
 - 油壶容量：2.5L
 - 预热时间：3分钟
 - 控制方式：DMX/遥控器

3000w Colorful led smoke machine 3000W LED彩色气柱烟机

WL-L3000F

- Voltage: AC110v-220v 50-60hz
 - Power: 3000w
 - Control mode: remote control, DMX512
 - Spray height: 12m
 - Standard oil drum capacity: 3L
 - Warm-up time: 3 minutes
 - Package size: 56 * 40 * 30cm
- 电压：AC110v-220v 50-60hz
 - 功率：3000w
 - 控制方式：遥控、DMX512
 - 喷射高度：12米
 - 标配油桶容量：3L
 - 预热时间：3分钟
 - 包装尺寸：56*40*30cm

2000W Moving Head Snow Machine 2000W 摇头雪花机

WL-2000S

- Voltage: 110V-220V 50/60Hz
 - Power: 2000W
 - Package size: 61 * 60 * 37CM
 - Control mode: manual/remote control
 - Spray distance: 6-7M
 - Gross weight: 15KG
 - Snow Oil Pot Capacity: 5L
- 电压：110V-220V 50/60Hz
 - 功率：2000W
 - 包装尺寸：61*60*37CM
 - 控制模式：手动/遥控
 - 喷射距离：6-7M
 - 毛重：15KG
 - 雪花油壶容量：5L

600W Hazer Machine

600W双雾机

WL-L600S

- Voltage: AC 100-240V 50/60Hz
 - Power: 900W
 - E-juice capacity: 2 liters
 - Fan angle: adjustable
 - Output wind adjustment: support
 - Control method: digital display, DMX512, remote control
 - Net weight: 17.8kg
 - Gross weight: 30kg
 - Product size: 46*32*30cm
 - Packing size: 52*40*45cm (with flight case)
- 电压 : AC 100-240V 50/60Hz
 - 功率 : 900W
 - 烟油容量 : 2升
 - 风扇角度 : 可调
 - 输出风力调节 : 支持
 - 控制方式 : 数码显示屏、DMX512、遥控
 - 净重 : 17.8kg
 - 毛重 : 30kg
 - 产品尺寸 : 46*32*30cm
 - 包装尺寸 : 52*40*45cm(带航空箱)



1500W Water Smoke Machine

1500W 水性薄雾机遥控森林雾机

WL-L1500S



- Maximum power: 1500W
 - Operating voltage: 220V
 - Fog sending distance/smoke spraying distance: 4~5 meters
 - Coverage area: 80~100 square meters
 - Fuel consumption: 0.4 l/h
 - Standard oil barrel capacity: 3L (maximum output continuous working for 7.5 hours)
 - Remote control receiving distance: 30 meters
 - Warm-up time: 1-2 minutes
 - Waterproof grade: not waterproof
- 最大功率 : 1500W
 - 使用电压 : 220V
 - 送雾距离/喷烟距离 : 4~5米
 - 覆盖面积 : 80~100 平方米
 - 耗油量 : 0.4升/小时
 - 标配油桶容量 : 3L (最大输出 连续工作7.5小时)
 - 遥控接收距离 : 30米
 - 预热时间 : 1~2分钟
 - 防水等级 : 不防水

3000W Smoke Machine

3000W 烟机

WL-L3000S

- Voltage: 110V-220V 50/60HZ
 - Power: 3000W
 - Size: 30*60*17.5CM
 - Control mode: DMX512/remote control
 - Smoke distance: 7-10 meters
 - Net weight: 11KG
 - Pot capacity: 6L
- 电压 : 110V-220V 50/60HZ
 - 功率 : 3000W
 - 尺寸 : 30*60*17.5CM
 - 控制模式 : DMX512/遥控
 - 喷烟距离 : 7-10米
 - 净重 : 11KG
 - 壶容量 : 6L





Cold spark Electronic spray machine 电子喷花机



WL-600SP



- Rated power: 600W
- Control mode: support remote control and console control
- Spray height: 2-5 meters (adjustable)
- Machine weight: 6.5KG
- Package weight: 7KG
- Product size: 17.3 * 17.3 * 25CM
- Package size: 22 * 22 * 34CM

- 额定功率：600W
- 控制方式：支持遥控和控台控制
- 喷射高度：2-5米（可调节）
- 机器重量：6.5KG
- 包装重量：7KG
- 产品尺寸：17.3*17.3*25CM
- 包装尺寸：22*22*34CM



12-way 4KW power box

12路4KW直通箱

WL-1204DP



- (1) Power supply: three-phase five-wire system AC380V±10%, frequency 50Hz±5%.
- (2) Rated power: 12 channels × 4KW; 1 40A plug per channel, suitable for any load.
- (3) Overload and short circuit double protection high breaking air switch. Input mode terminal crimping
- (4) A.B.C three-phase working indicator light. Two-pin and three-pin universal spare sockets are provided for easy use
- (5) Dimensions (mm): L515×W485×H133. Weight: 12KG.

Instructions:

1. Please connect the required power supply equipment before use. This product can be directly connected to 12 X4KW conventional stage lamps

Or 12 X4KW computer special effects lights, 12 independent control;

2. Then connect to AC380V three-phase power, note that the live wire (A.B.C) and the neutral wire (N) cannot be reversed.

The ground wire (PE) should be well grounded. At this time, the panel indicator light is on, and the air switch is turned on.

At this time, the connected lamps should be on

- (1) 供电：三相五线制AC380V±10%·频率50Hz±5%.
- (2) 额定功率：12路×4KW; 每路1个40A插头·可适用于任何负载.
- (3) 过载与短路双重保护高分断空气开关.输入方式端子压线
- (4) A.B.C三相工作指示灯.设两脚和三脚万能备用插座方便使用
- (5) 外形尺寸(mm):L515×W485×H133.单机重量:12KG.

操作说明：

1.使用前请先接好所需要的供电设备,本产品可直接接入12只X4KW常规舞台灯具或12只X4KW电脑特效灯,12路单独控制；

2·再接入AC380V三相电,注意火线(A.B.C)与零线(N)不可接反,接地线(PE)要良好接地,此时面板指示灯亮起,空气开关打到ON状态,这时接入的灯具应亮起

24/36/48-way 4KW power box

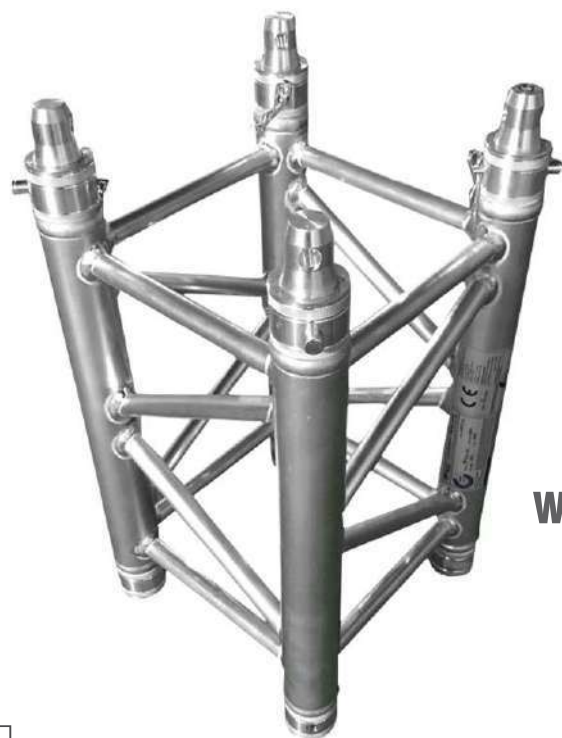
24/36/48路4KW组合式电源直通柜

WL-2404DP



- (1) Power supply: three-phase five-wire system AC380V±10%, frequency 50Hz±5%.
- (2) Input rated current: 400A, maximum 24 channels × 4KW can be used for any load.
- (3) Each unit has a separate main switch, a high-breaking air switch with double protection of overload and short circuit.
- (4) Three-phase independent voltage, monitoring, three-phase A.B.C indicator light indication
- (5) Output: 24-way X4KW Output method: 40A bakelite backplane
- (6) Dimensions: International standard 10U

- (1) 供电：三相五线制AC380V±10%·频率50Hz±5%.
- (2) 输入额定电流：400A,最大24路×4KW 可用于任何负载.
- (3) 每台单独设有总开关,过载与短路双重保护高分断空气开关.
- (4) 三相独立电压·监测·三相A.B.C指示灯指示
- (5) 输出：24路X4KW 输出方式：40A胶木插背板
- (6) 外形尺寸:国际标准10U



WL-290TR



290 truss

290插销架

- Pin holder size: 220*220, 240*240, 290*290, 400*400, 400*600, 500*600, 520*520, 600*760, 670*1010, etc.
- Types of aluminum alloy stage light stand: single row, tripod, square, round, arc
- Material: International standard aluminum alloy 6061-T6/6082-T6, the product is safe and reliable.
- Connection method: plug connection, quick installation
- Truss length: 1m, 2m, 3m, 4m etc or customized size.
- Supervisor: $\Phi 50 \times 3/50 \times 2$ mm, inclined tube $\Phi 20 \times 2/25 \times 2$ mm, four-sided inclined tube
- The corresponding truss size can be selected according to the length and load-bearing, and engineers with more than ten years of experience can provide you with professional technical support.

- 插销架尺寸：220*220, 240*240, 290*290 · 400*400, 400*600, 500*600, 520*520 · 600*760, 670*1010等
- 铝合金舞台灯架种类: 单排架 · 三角架 · 四方架 · 圆形 · 弧形
- 材料：国际标准铝合金6061-T6/6082-T6 · 产品安全可靠。
- 连接方式：插销连接 · 安装快捷
- 桁架长度：1米 · 2米 · 3米 · 4米等或定制尺寸。
- 主管： $\Phi 50 \times 3/50 \times 2$ mm · 斜管 $\Phi 20 \times 2/25 \times 2$ mm · 四面斜管
- 可以根据长度 · 承重选择配备相应的桁架尺寸 · 十几年经验工程师可以为您提供专业的技术支持。



300 truss

300目字架

WL-300TR

- Types of aluminum alloy stage light stand: single row, tripod, square, round, arc
- Small screw square light stand: 100*100, 120*120, 200*200
- Medium-sized screw square light stand: 300*300, 400*400, 450*450
- Large screw square light stand: 400*600, 500*500, 500*600, 520*760, 600*760, etc.
- Material: International standard aluminum alloy 6061-T6/6082-T6, the product is safe and reliable.
- Connection method: screw connection
- Truss length: 1m, 2m, 3m, 4m etc or customized size.
- Supervisor: □50*3/50*4mm sub-pipe 50*2/50*3mm, inclined pipe 25*2mm, you can choose the corresponding truss scheme according to the length and load-bearing, engineers with more than ten years of experience can provide you with professional technical support .

- 铝合金舞台灯架种类:单排架·三角架·四方架·圆形·弧形
- 小型螺丝四方灯光架:100*100·120*120·200*200
- 中型螺丝四方灯光架:300*300·400*400·450*450
- 大型螺丝四方灯光架:400*600·500*500,500*600,520*760,600*760等
- 材料:国际标准铝合金6061-T6/6082-T6·产品安全可靠。
- 连接方式:螺丝连接
- 桁架长度:1米·2米·3米·4米等或定制尺寸。
- 主管:Φ50*3/50*4mm副管50*2/50*3mm·斜管25*2mm·可以根据长度·承重选择配备相应的桁架方案·十几年经验工程师可以为您提供专业的技术支持。

配件:



配件:



Truss project case

桁架工程案例

